

stylists' colour loves

Annick Larkin

I am currently crushing on the contemporary retro hues of Resene's 24 palette – colours such as Resene Arriba, Resene Yogi, Resene Contented, Resene Transition and Resene Valentine are my go-to colours of choice this season. The muddier tones bring warmth to any space, but it's the playfulness of the colours when paired together that I really enjoy. This palette has a rich retro vibe which pairs well with warm whites such as Resene Rice Cake, as well as natural elements such as potted greenery, timber and the warmer metals of brass and copper. Why not try them in your space?





Above: Background painted in Resene Contented, square plate in Resene Yogi, round plate in Resene Transition, bowl in Resene Rice Cake, small vase in Resene Valentine and vase with flowers in Resene Arriba.

- | | | | |
|---|------------------|---|-------------------|
|  | Resene Valentine |  | Resene Yogi |
|  | Resene Arriba |  | Resene Transition |



Melle Van Sambeek

I love using green hues in my design projects. There is something so soothing about using them. Resene Off The Grid is no exception, it has a nice depth to it and looks great paired with either black accents like Resene Invincible for a little bit more of a modern snug feel or white accents to add a pop of freshness like Resene White Noise. Resene Corn Field, the most delightful soft, buttery yellow, reminds me of my recent visit to Palm Springs. It's perfect for a kitchen nook to create a sunny bright happy kitchen area or a gender neutral bedroom space or baby's room. The beauty of such a soft shade of yellow is that you can pair it with shades of soft blues and pinks or even soft greens. I also can't go past Resene Fahrenheit - a deep seductive red with depth and a slight muddy feel to it. It's perfect for using in rooms that you want to cocoon up in and feel enveloped. Paired with dark flooring it can look striking or to create a fresher look team it with a lighter floor colour.

- | | |
|---|---------------------|
|  | Resene Corn Field |
|  | Resene White Noise |
|  | Resene Fahrenheit |
|  | Resene Off The Grid |
|  | Resene Invincible |

Left: Background painted in Resene White Noise, large bowl in Resene Invincible, small bowl in Resene Corn Field, frame in Resene Fahrenheit and vase in Resene Off The Grid.



Resene Meringue
 Resene Sail Away
 Resene Ocean Waves

Amber Armitage

When it comes to colours that I truly love I can never go past the classics. The continued popularity of classic navy blue is undeniable, not only does it introduce depth and dimension to an interior but it also creates an atmosphere of sophistication and enduring style. Resene Indian Ink is an all-time favourite, a blackened blue, reminiscent of a night without moonlight. This can be paired with Resene Meringue, a warm whipped cream, to create a new take on the classic combination. Keeping in theme with the deep oceanic tones, I am also a big fan of Resene Ocean Waves, Resene Sail Away and Resene Morning Haze, to round off the palette.

Left: Background painted in Resene Morning Haze, circular board in Resene Indian Ink, lidded pot in Resene Meringue, sea urchin candle in Resene Ocean Waves, shell plate in Resene Sail Away and sculptural candleholder in Resene Ocean Waves.

Kate Alexander

I've observed a slow but consistent shift from white-on-white interiors, with clients keen to introduce depth and interest into their spaces. Resene Kinship is a gentle grey with the subtlest hint of purple; I've used it on a ceiling to warm up ice-white walls – and Resene Ted is also grey, but this one is leaning towards blue. It has enough punch for a feature wall yet is soft enough for a whole room and goes beautifully with oak tones. Other tones that are being used instead of white are muted pinks like Resene Contented and Resene Martini. Blues of all kinds continue to be popular – my favourites are Resene Comfortably Numb, Resene Longitude and Resene Smokescreen. I've also noticed a re-emergence of ochre-grey greens like Resene Hindsight and Resene Terrain. The edges of black are blurring and tones like Resene Half Karaka, Resene Indian Ink and Resene Rocky Point are being used as weighty deep shades. For those keen on something unexpected, yellow is emerging as the bright of the future – try a touch of Resene Illuminate or Resene Sunbeam.

Resene Illuminate
 Resene Contented
 Resene Hindsight
 Resene Ted
 Resene Comfortably Numb

Resene Sunbeam
 Resene Martini
 Resene Rocky Point
 Resene Longitude
 Resene Hemisphere

Resene Kinship
 Resene Terrain
 Resene Half Karaka
 Resene Smokescreen
 Resene Indian Ink



Above: Background painted in Resene Ted, frame in Resene Hindsight, dish in Resene Illuminate, book in Resene Half Karaka, vase in Resene Longitude, fluted plate in Resene Contented, bowl in Resene Kinship, geo vase in Resene Comfortably Numb, octagonal coaster in Resene Sunbeam, smallest vase in Resene Martini, small round bowl in Resene Rocky Point, lidded coaster in Resene Smokescreen and round coasters in Resene Hemisphere and Resene Terrain.



Left: Background painted in Resene Quarter Truffle, rectangular plate in Resene Fandango, round bowl in Resene I Do, side plate in Resene Vanilla Ice, round vase in Resene Triple Sea Fog and scalloped plate in Resene Half Hammerhead.


Emily Somerville-Ryan

Summery soft tones are really influencing my work right now, with the subtle lilacs taking centre stage. I'm in love with pale lilacs such as Resene I Do and pale pinks like Resene Vanilla Ice. These soft tones are great used in small doses like a blush feature wall in a child's bedroom. Being soft, they offer a multitude of gorgeous options to pair accents with, think the soft tones of Resene Triple Sea Fog or Resene Quarter Truffle, subtle enough to sit back on the walls and let the pinks do the talking. Use the rich notes of Resene Half Hammerhead or Resene Fandango as accents to liven up the space.

- | | | |
|--|--|--|
|  Resene Quarter Truffle |  Resene Vanilla Ice |  Resene Half Hammerhead |
|  Resene Triple Sea Fog |  Resene I Do |  Resene Fandango |

Katrina Hobbs

Having recently moved into a new-to-me home, I'm all about finding ways to bring my personality into my home. Starting by updating old furniture to create a new feel is a great way to do this, and my handy Resene fandeck offers so many gorgeous options. I have a few older pieces and they look stunning finished with the soft bluey grey of Resene Grey Chateau on the body and trims in Resene Quarter Surrender, soft and not too bright. The other area I love painting is the architraves, these frame our doorways and I've been loving the flipped use of painting them a brighter colour as opposed to an expected white. My favourites to use in these areas are the blush notes of Resene Wafer and the oceanic green of Resene Tasman, so pretty and unexpected, paired with my all-time favourite go-to Resene Sea Fog in varying degrees of strength on the walls. These smaller areas are also a wonderful weekend DIY treat to create.

- | |
|--|
|  Resene Sea Fog |
|  Resene Quarter Surrender |
|  Resene Tasman |
|  Resene Wafer |
|  Resene Grey Chateau |

Right: Background painted in Resene Sea Fog, plate and vase in Resene Quarter Surrender, square vase in Resene Grey Chateau, architrave in Resene Wafer and coral in Resene Tasman.





Vanessa Nouwens

With neutral tones still very much the trend I have found myself more drawn to creams and beiges. Resene Rice Cake has also been, and will continue to be, my fave warm white. It is such a great base colour with some warmth to it if you are not a fan of crisper whites. Resene Creme De La Creme has more depth than Resene Rice Cake but is another lovely colour to use on walls. These colours are easy to live with and stand the test of time. If you like contrast with your beiges and cream tones but don't want to use black then Resene Foundry is your colour. This dark charcoal tone is stunning when teamed with colours such as Resene Parchment and Resene Triple Parchment. Browns have made a big comeback in interiors and I am loving the muddy tones of Resene Oilskin and Resene Gargoyle. Resene Coffee Bean is a stunning colour when teamed with these muddy browns and Resene Dusted Blue with its muted tone is also another beautiful colour to add to the mix.

Left: Background painted in Resene Creme De La Creme, handled vase in Resene Rice Cake, small pot in Resene Dusted Blue, candleholder and little vase in Resene Foundry, coaster in Resene Oilskin, small bowl in Resene Gargoyle, medium bowl in Resene Triple Parchment and sectional vase in Resene Coffee Bean.

- Resene Rice Cake 
- Resene Creme De La Creme 
- Resene Triple Parchment 
- Resene Dusted Blue 
- Resene Gargoyle 
- Resene Oilskin 
- Resene Foundry 
- Resene Coffee Bean 

Laura Lynn Johnston

When you're constantly exposed to the latest trends, it's easy to get swept up in the excitement of the newest paint colours and decorating ideas. But when I pause for a moment to be honest with myself, my tastes always skew towards classic modernist forms and colours with an unexpected twist. I started my own decorating project by curating the furniture and belongings I wanted to display and decided what I felt would work well together within each space. Then, I used my handy Resene The Range fashion colours fandeck to find nearest eye-catching hues within each assemblage. In my kitchen and dining area, I have a handwoven tapestry on display which has informed the palette in Resene Indian Ink, Resene Rulebreaker, Resene Roadster, Resene Timeless and Resene Aoraki. I also updated a few tired-looking objects with a fresh coat of Resene Heliotrope to keep everything feeling fresh and contemporary. For me, fearless use of colour has always paid off – and my Resene colour palette has garnered plenty of compliments from visiting friends and family.

-  Resene Aoraki
-  Resene Timeless
-  Resene Heliotrope
-  Resene Rulebreaker
-  Resene Indian Ink
-  Resene Roadster

Below: Background painted in Resene Indian Ink, candleholder in Resene Timeless, rounded vase in Resene Roadster, side plate in Resene Rulebreaker, plate in Resene Aoraki and handled vase in Resene Heliotrope.





Megan Harrison-Turner

It is wonderful seeing colour being used more. For exteriors, the trend for adding a splash of colour on front doors is fun and shows off a little personality. There's a swing to hues like Resene Coast, Resene Epic and Resene Big Stone – cool dark blues and teals to keep the whole colour scheme relevant, and for interiors a swing to feature gemstone colours - those that remind me of sapphires like Resene Bondi Blue, amethysts like Resene Pukeko and emeralds like Resene Crusoe. Paired with jewel coloured furniture and gold or brass accents, these jewelled spaces are undeniably swoon-worthy. Classic Resene Half Duck Egg Blue is still a hard-working favourite and works wonderfully with oak wood flooring. And I can't go past the Resene Colorwood wash hues of Resene Breathe Easy and Resene Shade – having a wash of colour but still seeing the texture of the timber works so well with the coastal look.

Resene Colorwood Breathe Easy
 Resene Colorwood Shade

 Resene Half Duck Egg Blue	 Resene Grey Friars
 Resene Deluge	 Resene Big Stone
 Resene Bondi Blue	 Resene Coast
 Resene Cobalt	 Resene Pukeko
 Resene Madison	 Resene Crusoe
 Resene Lucky Point	 Resene Epic

Left: Background painted in Resene Half Duck Egg Blue, gem in Resene Madison, book in Resene Cobalt, cup in Resene Crusoe, vase in Resene Pukeko, coaster in Resene Grey Friars, dodecagon bowl in Resene Big Stone, bowl in Resene Coast, plinth in Resene Bondi Blue, octagon plate in Resene Lucky Point and antique plate in Resene Deluge.

Moneuan Ryan

I revel in the exploration of all things hue related and love mixing new directional colour with trusted favourites. I'm loving the nature driven influence of mineral and stone interpreted in quiet layered creams and fleecy whites like Resene Half Bianca or character beiges like Resene Fossil. Add a little earthy opulence with all-time favourite Resene Masala or dive deeper with blackened burnished greens like Resene Eternity for a complex sophisticated feel. I can't resist the bolder colours that are finding a place in our homes, soft gold Resene Essential Cream, exotic and delicious Resene Hot Toddy and mustardy green Resene Iko Iko, stunning with a dark anchoring colour like Resene Dark Knight. Have fun with colour, it's the best way to transform your living space in a flash!

 Resene Fossil	 Resene Essential Cream	 Resene Quarter New Denim Blue	 Resene Double Cod Grey	 Resene Dark Knight
 Resene Iko Iko	 Resene Hot Toddy	 Resene Masala	 Resene Possessed	 Resene Eternity

Resene Half Bianca
 Resene Eighth Akaroa
 Resene Thorndon Cream
 Resene Half Linen

Right: Background painted in Resene Thorndon Cream, small vase in Resene Half Linen, round board in Resene Fossil, book in Resene Half Bianca, lattice plate in Resene Eighth Akaroa, small lipped vase in Resene Eternity, small cup in Resene Quarter New Denim Blue, diamond in Resene Essential Cream, coasters in Resene Possessed, Resene Dark Knight and Resene Iko Iko and fluted vase in Resene Double Cod Grey.

