







inspired exteriors

Whether your home's exterior is clad with weatherboard, timber, concrete, brick, plaster stucco, fibre-cement or corrugated steel, there is a Resene product that's designed to protect it from whatever nature throws at it. But when it comes to choosing your colours, the most popular hues often correlate to the style of the home. Resene whites, creams, light greys and blues such as Resene Rice Cake, Resene Villa White, Resene Grey Chateau and Resene Duck Egg Blue continue to be popular options for traditional villas, earth tones like Resene Flax, Resene Colins Wicket and Resene Woodsman Uluru and classic reds like Resene Pioneer Red are great choices for mid-century homes and dark greys and blacks like Resene Tuna, Resene Foundry, Resene Nero and Resene Woodsman Pitch Black suit contemporary styles.

-  Resene Woodsman Uluru
-  Resene WB Woodsman Smokey Ash
-  Resene Woodsman Tiri
-  Resene Woodsman Pitch Black



Left: Timber stained with Resene Woodsman offers natural appeal while protecting your home from the weather. Board and batten wall stained in Resene Waterborne Woodsman Smokey Ash, deck in Resene Woodsman Decking Oil Stain Tiri, privacy screen and plant pots in Resene Ironsand and table and vase in Resene Touchstone. Lamp from Jardin, screen from Mitre 10, glassware from Bed Bath N' Table.



Above: Black continues to be a popular colour choice for contemporary exteriors. Walls painted in Resene CoolColour Bokara Grey and fascia and pergola in Resene CoolColour Black. Design by Atlas Architects, image by Tess Kelly.

 Resene Rice Cake	 Resene Pioneer Red	 Resene Touchstone
 Resene Villa White	 Resene Duck Egg Blue	 Resene Ironsand
 Resene Blanc	 Resene Grey Chateau	 Resene Bokara Grey
 Resene Sour Dough	 Resene Tuna	 Resene Nero
 Resene Colins Wicket	 Resene Foundry	 Resene Black

top tip

When choosing medium to dark paint and wood stain colours on any of your home's exterior surfaces, consider using the Resene CoolColour formula. A Resene CoolColour looks like the regular Resene colour but has been technologically formulated to reflect more of the sun's harsh UV rays to better protect your coating and substrate.



Above: Paint is a great opaque option for changing the look of your concrete walls, patio pavers or planters, but you can also add buildable semi-transparent colour with the Resene In The Wash collection of concrete wash finishes. Resene ConcreteWash colours can be applied to surfaces in a uniform manner using spray application, such as on these outdoor patio paving stones, to achieve an even wash of colour. But if you're after an artistic, fresco-like look, you can experiment with how you apply Resene ConcreteWash. On the front two plant pots, Resene ConcreteWash was applied with a brush in a criss-cross manner to create appealing visual texture. Wall painted in Resene Sour Dough with Resene FX Paint Effects Medium mixed with Resene Blanc applied on top, floor in Resene Walk-on Concrete Clear tinted to Resene Claywash, plant pots in (from front to back) Resene Concrete Clear satin tinted to Resene Stonewash, Resene Concrete Clear satin tinted to Resene Claywash and Resene Double Akaroa. Chair from Danske Møbler, throw from Baya, concrete plant pots from Mood.

 Resene Double Akaroa	 Resene Claywash	 Resene Stonewash
---	---	--









Below: Bring a cheerful energy to your backyard space by painting furniture, plant pots and accessories in a monochromatic palette of turquoise blues to complement pale blue weatherboards. Wall painted in Resene Carefree, deck in Resene Woodsman Uluru, chairs, wall hooks and large plant pot in Resene Calypso, table and small plant pot in Resene Blue Chill, rug in Resene Coast and light fixture in Resene Alabaster. Mugs from Le Creuset, bowl from Stevens.

- | | |
|---|---|
|  Resene Carefree |  Resene Grey Chateau |
|  Resene Blue Chill |  Resene Coast |
|  Resene Calypso | |

top tip
Resene Non-Skid Deck & Path is a great option for painting stairs and outdoor areas that are prone to being slippery when wet.







Above: Grey-edged Resene blues continue to be popular choices for home exteriors as these colours always seem to sit well within the natural landscape. Wall painted in Resene Baring Head, decking in Resene Woodsman Uluru, pendant lamp in Resene Alabaster, plant pot in Resene Baring Head, vase in Resene Ocean Waves, tray in Resene Timeless and art object in Resene Alabaster, Resene Timeless and Resene Ocean Waves. Table, chairs and cushion from Danske Møbler, tableware from Good Thing and Bed Bath & Beyond, throw from Furtex, basket from Father Rabbit.











- | | |
|---|---|
|  Resene Alabaster |  Resene Jimmy Dean |
|  Resene Timeless |  Resene Ocean Waves |
|  Resene Baring Head |  Resene Woodsman Uluru |



Above: Mimic the chic look of Mediterranean tiles on your patio pavers by hand-painting or stencilling them in an array of complementary designs. Weatherboards painted in Resene Half Grey Chateau, patio floor in Resene Landscape Grey and Resene Off Piste, table in Resene Grey Chateau and plant pots in Resene Grey Chateau, Resene Poet and Resene Jimmy Dean. Chair from Nood.

- | | |
|--|---|
|  Resene Poet |  Resene Off Piste |
|  Resene Half Grey Chateau |  Resene Landscape Grey |

Right: Choosing a subtle green tone such as Resene Pumice, Resene Ottoman, Resene Pewter or Resene Ravine to paint the weatherboards of a traditional-style villa helps keep things light and bright while creating enough contrast for white trims in a classic white like Resene Sea Fog or Resene Half Merino to stand out. Weatherboards painted in Resene Pumice, trims and soffits in Resene Sea Fog and foundation and door in Resene Porter.

- | | | | |
|--|-----------------------|---|------------------------|
|  | Resene Half Rice Cake |  | Resene Pewter |
|  | Resene Half Merino |  | Resene Kensington Grey |
|  | Resene Sea Fog |  | Resene Ravine |
|  | Resene Ottoman |  | Resene Friar Greystone |
|  | Resene Pumice |  | Resene Porter |
|  | Resene Rakaia |  | Resene Bokara Grey |
|  | Resene Double Rakaia |  | Resene Black |

Right: Painting over a dated façade is an easy and affordable way to give a contemporary facelift to a mid-century, 70s or 80s era home. Brick and timber cladding painted in Resene CoolColour Bokara Grey with edging in Resene CoolColour Black, soffits in Resene Rakaia and front steps in Resene Double Rakaia.

Far right: White and grey continue to be popular colour choices for traditional-style villas. Weatherboards painted in Resene Kensington Grey with fretwork and decorative scrolls in Resene Friar Greystone and veranda and trims in Resene Half Rice Cake. Design by David Wraight Cottages, image by Juliet Nicholas.

