

Black book

New and notable announcements
from across the industry.



above: The lobby of Silky Otter Ponsonby features a ceiling in Resene Iron and timber veneer finished in Resene Aquaclear Satin. Design by Spaceworks, www.spaceworks.co.nz. Shopfitting by Datum Projects, www.datumprojects.co.nz. Painting by Surface, www.surface.nz.

Resene-coloured projects recognised at RED Awards

Another exciting edition of the RED Awards has wrapped with a fresh selection of projects recognised for their contributions to commercial design. This premier retail design awards programme, run annually by the Retail Interiors Association (NZRIA), exists to celebrate excellence in the design and shopfitting of shopping, restaurant and entertainment destinations across six different categories: Food + Beverage, Fashion + Accessories, Health + Beauty, Services, Specialty Retail and Big Box. Emphasis is placed on meeting the needs of each business' target market and on creating a point of difference within today's competitive retail sector – irrespective of the budget expended. A number of winning projects used Resene products in their designs, including:

Fashion + Accessories Winner and Laminex Finishes Selection Award

Orsini Fine Jewellery Atelier Space
Design by Kanat Studio
Shopfitting by Gulf Projects

Services Winner

Silky Otter Ponsonby
Design by Spaceworks
Shopfitting by Datum Projects
Painting by Surface

Food + Beverage Winner

Bossi Restaurant
Design by CTRL Space
Shopfitting by Datum Projects
Painting by Premier Decorator NZ Ltd







Orsini Fine Jewellery Atelier Space – which also received a Resene Total Colour Neutrals Award – features Resene Quarter Caraway and Resene Alabaster throughout. Silky Otter Ponsonby features walls, ceilings and bulkheads in Resene Quarter Fuscous Grey and Resene Iron as well as Resene Aquaclear Satin on the timber veneer features. Bossi Restaurant features Resene Ironsand and Resene Half Black White in the kitchen and Resene Pine Tree in the private dining mezzanine.

Congratulations to all the finalists.

www.redawards.co.nz



above: Orsini Fine Jewellery Atelier Space received two RED Awards. This project features walls, skirting boards, doors, dado mouldings, plinths and a fireplace painted in Resene Quarter Caraway and a ceiling in Resene Alabaster. Design by Kanat Studio, www.kanatstudio.com. Shopfitting by Gulf Projects, www.gulfprojects.co.nz. Image by Ben Rowsell.

	Resene Alabaster		Resene Quarter Caraway
	Resene Half Black White		Resene Quarter Fuscous Grey
	Resene Iron		Resene Pine Tree

An antidote for anxiety

Designing healthcare facilities takes a gentle and considered approach to keep the mood calm for those awaiting checkups. Historically, hospitals, medical clinics and dental office designs have been criticised for appearing cold or sterile – which can sometimes stem from stark colour choices, glaring lighting and an abundance of hard surfaces. But creating a warm and welcoming waiting area is simple with Resene Wallpaper Collection A57001. This design's soothing colour palette and addition of texture helps set a tone for tenderness to lessen the worrisome feelings that many experience when visiting a physician. Amplify its anxiety-alleviating effect with warm wood furnishings finished in Resene Colorwood Becalm, adjacent surfaces in Resene Merino and accents in Resene Ravine and Resene Nomad.



Resene Colorwood Becalm

Resene Merino Resene Nomad Resene Ravine

www.resene.com/wallpaper

Go bespoke with Samsung and Resene

Customised kitchens are one of the hottest design trends around, with many clients after a uniform look that screams made-to-measure. Now, there's a simple solution to get appliances that flawlessly fit your perfectly planned kitchen design and carefully curated Resene colour palette.

Samsung has partnered with Resene to offer designers and their customers a unique opportunity to customise home appliances for residential projects. The Samsung BESPOKE range of fridges and dishwashers can now be finished in your favourite Resene colour to fit in seamlessly or stand out boldly. From crisp and understated neutrals like Resene Black White, to timeless favourites like Resene Duck Egg Blue, to bold and dramatic options like Resene Dynamite, you have the freedom to choose from thousands of hues in the Resene colour range. Panel sets are sold separately, so they can be mixed and matched as tastes or the seasons change, making it easier than ever to get a truly bespoke kitchen design that reflects your client's unique style and personality.

www.resene.com/samsung-bespoke



above: Samsung BESPOKE French Door Fridge finished in Resene Eighth Ash.

Resene Black White Resene Eighth Ash Resene Duck Egg Blue Resene Dynamite



Shop talk

Resene has been working with a range of colour experts to bring you a new podcast series, *If these walls could talk*. Focused on colour, design and decorating advice, episodes cover a huge range of topics that will appeal to design professionals and homeowners alike, from choosing whites and heritage hues to the latest trends and much more. Whether you're exercising, driving, cleaning or chilling out, you can get inside tips and tricks from our experts to help you bring out the best in your home and projects. New episodes are released fortnightly. Listen now on iHeartRadio or Spotify.

www.resene.com/podcast



left: 2023 Resene Colour of Fashion winner Sophie Matthews stands with Rael Ruby from 62 Models wearing Sophie's silk creation in Resene Tropical. Image by Jonathan Kraettli.

16 finalists were chosen by a panel of judges to open three Resene Designer Runway shows at New Zealand Fashion Week: Kahuria and all the projects appeared at the Whitecliffe Graduate Showcase in Auckland and Wellington in November. The judges selected Sophie Matthews (Ngā Puhi) of Wellington (by way of Auckland's North Shore) as the overall winner – who received a cash prize of \$1000 gifted by Resene.

Sophie's dress, named *Bloom*, was inspired by a renewed connection with her whakapapa (genealogy) and her life-long love of the land and sea. Effortlessly stylish, the dress features crinkled silk twill, a bubble skirt and uneven sleeves.

"*Bloom* emulates the textures and shapes of fox coral. When I first saw my fabric in Resene Tropical, my immediate thought was coral. It's an orange-hued pink, like coral, and that's where my research began," says Sophie.

"I have always felt a connection to my iwi (tribe) and taha Māori (Māori perspective). In recent years I have placed importance on learning more about my heritage and family history as I wasn't heavily exposed to it during my childhood. My goal now is to continue to reconnect with my whakapapa which I believe will inevitably influence my work," she adds.

In her presentation to the judges, Sophie explained that coral reefs, although only occupying 2% of the sea floor, support over 25% of marine life and play an important part in the health of the ocean.

Whitecliffe's Debra Denny has helped guide all ten years of Resene Colour of Fashion projects. "For the students whose designs feature on New Zealand's biggest fashion stage, it's a life-long memory for them and their families. It's a moment they treasure, long after the lights fade and the Instagram photos have been posted," she says.

To wrap up the programme's 10th year, an archive of dresses from the project was donated to a charity that gifts ball dresses to high schools.

- Resene Happy
- Resene Sunbeam
- Resene Tropical
- Resene Grenadier
- Resene Amped
- Resene Temptation
- Resene Blackberry
- Resene Boundless
- Resene Aloe Vera
- Resene Rolling Hills
- Resene Key Largo
- Resene Skylight
- Resene Ocean Waves

Congratulations to all the 2023 Resene Colour of Fashion finalists:

- Lucia Mae Clark
- Jasmin Couper
- Medea Gulow
- Nicole Johnson
- Cullen Keating
- Siena Lemmens
- Kieran Bradley Lotz
- Sophie Matthews
- Egypt Moeke
- Marius Reyes
- Chloé Seaman
- Victoria Solomona
- Pila Faimasasa Talataina
- Robyn Thomson
- Zoe Toulis
- Nell Lucas Varney

www.resene.com/colour-of-fashion

Celebrating a decade of Resene Colour of Fashion

Since its inception in 2014, Resene Colour of Fashion with Whitecliffe has seen hundreds of fashion students in their final year of a three-year Diploma of Fashion Technology get a taste of the exciting, rewarding and sometimes challenging world of fashion.

To mark the programme's 10-year anniversary, another 25 fashion technology students presented their designs. Each garment was meticulously-

crafted from silk twill in a popular Resene fashion colour hue. As a nod to the anniversary, 'Let's celebrate!' served as the design theme for the project. Students found inspiration for their garments in their own experience of celebration and in their Resene colour, with names like Resene Amped, Resene Skylight, Resene Temptation, Resene Boundless and Resene Sunbeam stirring up their creative juices. The sky, the ocean, flowers, coral, music, Samoan tatau (tattoo) and the immigrant experience were some of the elements in the design rationale students presented to the judges.



All lined up

A custom mural in bold colours like Resene Sebedee and Resene Ballerina can bring interest, character and energy to define an otherwise neutral space. Applicators and artists often employ careful measuring, a level, high-quality painter's tape and a few tricks of the trade to get clean, crisp lines on their geometric designs. Perfectionists who don't have the time or talents at hand to accomplish the same may prefer a wallpaper mural like Resene Wallpaper Collection IF3-048 as a quick and clever alternative. Use it in place of a large-scale artwork as a focal point in an airy room painted in Resene Half Sea Fog with flooring in Resene Pale Slate for a pared-back yet provocative look that's sure to impress.

www.resene.com/wallpaper



Primed for success

Whether your client is trying to reduce waste, or time or budget is tight, there are plenty of reasons why old laminate and melamine surfaces need to stay put in a project. However, that doesn't mean these surfaces can't be updated with a new look. With Resene Laminate and Melamine Primer and your favourite Resene topcoats, you can easily refresh old laminate and melamine surfaces by painting over them.

Resene Laminate and Melamine Primer is a waterborne 'adhesion primer' designed for use over a range of surfaces that are usually considered difficult to coat or in need of expensive pre-treatment, including walls and cabinetry. It's fast drying, easy to apply and works with a wide range of Resene waterborne topcoats such as Resene Enamacryl and Resene Lustacryl. Simply clean the surface, apply one coat of primer followed by two coats of your chosen topcoat for a fresh new look at a fraction of the cost of replacement.

www.resene.com/laminate-and-melamine-primer



above: Cabinets in Resene Laminate and Melamine Primer topcoated in Resene Lustacryl in Resene Terrain.



habitat turns 20

After two decades of inspiring homeowners, *habitat* magazine has taken on a new shape to celebrate its special anniversary edition. The 40th issue, titled *habitat highlights*, is bursting with unique ideas and helpful advice for decorating projects of all sizes. From tips on implementing seasonal colour changes to ideas for corralling entranceway clutter, this anniversary issue is packed with handy projects you and your clients can create using Resene products. Pick up a copy free in-store at your local Resene ColorShop or selected resellers or read it online.

www.resene.com/habitat



Elegance underfoot

Among the top reasons our readers tell us that they love Resene are the colours, the service and the company's roots as a family-owned business that continues to manufacture its products locally. So, what better pairing could there be for your Resene paints, stains, wallpapers and clear finishes than homegrown NZ wool carpets?

Godfrey Hirst and Feltex have released a handy new resource, the *Wood and Wool Design Guide*. Inside, you'll find plenty of flooring and Resene paint colour combinations to share with your clients and help them decide what selections will best suit their project. Check out the digital version online.

www.godfreyhirst.com/nz/news/wood-and-wool-designer-guide