

# the Classics collection

a curated collection of favourite colours

# Resene

the paint the professionals use

*We know choosing just the right colours for your project can be tricky.*

To make it easier we've gathered together many of our favourites in this collection.

We've also included popular Resene whites and neutrals so you can create the perfect colour scheme for your place.

If you need help choosing your favourites, our friendly Resene staff are happy to help you with your colour choices.

These colours are loved by many decorators already and we hope they will help you create a look you love.

*Happy decorating!*

### Top colour tips

1. Gather together a scrapbook or Pinterest board of colours and looks you like and take this with you when you are visiting stores and making choices - it will help shop staff make recommendations.
2. Always choose the surfaces that have the least choice first - such as your carpet, flooring, benchtop and roof colour - then choose your Resene paint colours.
3. If you think a colour you are looking at on a Resene colour chart may be too dark for your interior, choose a lighter colour. Colours will look more intense when they are painted onto a larger indoor area.
4. When painting outside, the opposite rule applies - if in doubt, choose a darker Resene colour as the sun will make the colour seem lighter.
5. Colour can have a huge impact on how a room feels. Warm up a cool room by painting it in warm colours such as creams and reds. Or cool down a hot room by painting it soothing blues and greens.
6. If you're opting for a neutral colour scheme, choose a colour family and then vary the strength from full to double, and quarter to half strength. This will help to add extra interest to the colour scheme. The Resene whites and neutrals collection has up to six strengths of each colour and is an easy way to get started on a neutral colour scheme.
7. Ceilings get less light than walls so the same colour on a ceiling will look darker than on a wall. Choose a half or quarter strength of your Resene wall colour if you want your ceiling to look the same strength or lighter than your wall.
8. Lighting will affect your paint colours so it's important to plan your lighting at the same time. Paint a piece of A2 card with two coats from a Resene testpot and move it around the room to see how the colour changes during the day and at night.
9. Think about the sheen level. Glossy finishes will make colours look brighter and cleaner. Flat and textured finishes will make colours seem muddier and deeper. Popular sheen level options for interiors are low sheen for walls, such as Resene SpaceCote Low Sheen or Resene Zylone Sheen, semi-gloss for trims and joinery,

such as Resene Lustacryl, and flat finishes for ceilings, such as Resene SpaceCote Flat. Popular sheen level options for exteriors are semi-gloss or low sheen for wall areas, such as Resene Sonyx 101 (semi-gloss) or Resene Lumbersider (low sheen), semi-gloss for trims, such as Resene Lustacryl, and satin or semi-gloss for roofs, such as Resene Summit Roof.

10. View large A4 drawdown paint swatches of your favourite colours in the colour library at your local Resene ColorShop or reseller to help you imagine how they will look once painted. View as individual colours and together as your complete colour palette.

Choosing the colour is only half of the job. You also need to choose the right Resene paint so your colour works well and looks good for many years to come. Use paint technology and colour smartly - for example outside choose a Resene CoolColour™ for darker colours to reflect more heat and keep the paint cooler.

### Top testpot tip

When using a Resene testpot, always paint all of the testpot (two coats) onto a large piece of A2 card leaving a border around the edge. Move it around the room or exterior during the day and night to see how it looks. The border will help you see the true colour and not be distracted by the existing colours.

When choosing an interior colour scheme, roll the painted sample so the colour is innermost and look down into it. This will give you an idea of how the colour will look if it is used on all walls.

It's best to take the time to experiment and use the range of tools and experience that Resene has to offer to help make your colour choices. Resene staff can provide colour, paint and application assistance in store, on site (selected areas) or ask our experts online [resene.com/colourexpert](http://resene.com/colourexpert) or [resene.com/techexpert](http://resene.com/techexpert).

### Enjoy the Resene Promise of Quality Guarantee

Enjoy the Resene Promise of Quality Guarantee on a wide range of Resene premium paints. See your Resene ColorShop, reseller or the Resene website for a copy.



Colour	Colour code	Tone	Approx			Colour	Colour code	Tone	Approx		
			LRV%	RGB	Colour				LRV%	RGB	
Alabaster (Lemon Wood, Eight Sea Fog)	N96-006-099	W	91	245 244 241	Karaka* (CS Karaka)	cc	G31-010-106	G	7	76 76 70	
Arrowtown	cc	Y61-022-084	L	79	159 148 133	Merino (Zw Merino)	cc	G31-010-167	G	6	66 75 71
Aspiring	cc	G80-023-101	W	56	201 199 182	Midnight Moss	cc	B66-014-259	W	25	150 159 169
Biscotti	cc	Y84-026-074	W	64	224 207 189	Neutral Bay	cc	B39-012-250	L	11	87 95 102
Black White	cc	N93-005-100	W	84	235 233 229	New Denim Blue* (CS New Denim Blue)	cc	G89-013-129	W	73	219 223 214
Blanc	cc	Y88-015-078	W	73	228 218 207	Ottoman	cc	G56-028-117	M/M	24	133 138 120
Breathless	cc	B84-011-257	W	65	203 212 220	Paddock* (CS Pale Ecology, CS Mat Green)	cc	G34-023-164	G	8	64 82 76
Breeze	cc	G85-010-197	W	66	201 213 213	Palm Green	cc	Y94-018-087	W	86	242 234 220
Bright Red (Chaco, Venetian)	RR	R44-148-034	RR	14	191 63 52	Pavlova	cc	G37-031-154	G	9	75 98 96
Bronco	cc	BR70-026-074	P	40	184 167 152	Pearl Lusta	cc	R39-075-033	RO/U	11	141 75 64
Brown Pod (Beaky, Cuckoo, Brink, Deep Decade)	cc	BR20-029-042	U	6	90 69 63	Permanent Green* (CS Permanent Green)	cc	R36-087-023	MG	9	137 60 63
Burning	cc	R32-030-265	U	7	60 79 98	Pioneer Red* (CS Pioneer Red)	cc	R43-133-032	RR	13	178 57 53
Canterbury Clay	cc	BR78-045-078	P	53	214 190 159	Putty	cc	Y78-066-079	L	53	220 187 142
Chicago	cc	N49-005-116	L	16	110 111 107	Quartermaster Blue	cc	N88-004-146	W	72	219 221 220
Coast* (CS Deep Ocean, CS Storm Blue)	cc	R35-023-248	D/MI	10	75 89 99	Redwood	cc	R38-041-036	O	10	120 85 76
Cobblestone	cc	G58-012-097	L	26	143 140 131	Riegent Grey	cc	B62-011-233	W	30	139 148 154
Curt Glass	cc	B65-012-208	W	72	208 224 227	Rice Cake	cc	G94-010-082	W	85	239 235 227
Dark Knight	cc	R31-014-247	D	16	64 76 84	Rivergum* (CS Rivergum, CS Rivergum)	cc	G47-022-138	D/MI	19	114 123 109
Desperado	cc	G43-014-043	O	13	145 87 69	Sambuca	cc	BR32-018-058	G	7	88 74 66
Domino	cc	BR49-024-061	M	18	132 114 103	Scarpa Flow	cc	N55-002-289	P	22	129 129 132
Duck Egg Blue	cc	N81-007-166	W	58	196 203 200	Scoria* (CS Scoria)	cc	R36-049-033	RO/U	9	117 76 70
Dune	cc	N44-006-089	M	14	105 103 100	Sea Fog (Classic, Milk of Gyp)	cc	Y94-027-087	W	84	247 233 212
Dusted Blue	cc	R72-011-221	W	43	165 176 179	Secrets	cc	N92-005-100	W	81	233 231 227
Dusted Grey	cc	N80-008-098	W	47	185 183 177	Settlement* (CS Settlement)	cc	G84-013-114	W	65	211 211 201
Eagle	cc	G75-021-093	P	49	190 184 168	Shark	cc	BR20-014-075	W	39	175 167 159
Flax	cc	G61-033-104	L	29	152 150 126	Shark	cc	N34-007-364	M	8	78 82 86
Forest Green	cc	G37-023-140	G	9	80 91 78	Silver Sand	cc	N80-006-102	W	57	202 201 196
Green Spring	cc	G77-019-115	W	51	189 192 187	Sisal	cc	Y80-027-081	W	56	207 195 177
Grey Nickel	cc	G80-011-093	W	56	200 196 187	Solitude	cc	B94-011-264	W	83	228 236 245
Gull Grey (Quarter Regent Grey)	cc	N75-008-229	W	48	178 186 189	Soothe	cc	BR81-014-041	W	58	215 197 194
Half Duck Egg Blue	cc	N85-005-175	W	66	207 213 211	Spanish Green	cc	G64-021-136	L	33	149 159 145
Half Spanish White	cc	Y91-020-082	W	78	236 227 213	Thomson Cream (Bauhaus White)	cc	Y87-016-090	W	71	223 217 206
Half Tea (Koropaki)	cc	Y85-015-083	W	65	217 210 199	White* (CS White)	cc	G51-023-143	W	47	177 185 177
Hammerhead	cc	B48-023-268	L	17	102 113 128	White Pointers	cc	N88-007-087	W	72	225 221 215
Haven	cc	G74-014-143	W	47	177 185 177	Wood Bark	cc	BR30-013-056	O	6	80 72 67
Indian Ink	cc	R26-017-070	U	5	58 65 76						
Inside Back	cc	G66-009-165	P	36	154 162 159						
Jumbo	cc	N64-001-095	W	32	154 153 153						

Remember you only get authentic Resene colours when you use Resene tinters in Resene paint bases. Resene decorative tinters with no added VOCs and the true Resene colour formulations are unique and only available from Resene. So make sure you insist on genuine Resene products and tinters for your project.

# Resene

1800 738 383  
www.resene.com.au


the paint the professionals use

0800 RESENE (737 363)  
www.resene.co.nz

© Copyright Resene Paints Ltd, June 2018. Accurate reproduction of the colours shown in this colour range is only available using genuine Resene premium products, tinters and formulations. There are not available from other manufacturers or retailers. Unauthorised use of Resene colours and colour names breaches Resene's copyright and trademark rights. Colours may appear to vary with different gloss levels, lighting, substrate texture and application method and technique. Always try a Resene testpot or view a large physical colour sample before making your final choice. Printed on environmentally responsible paper produced in an ISO14001 (Environmental Management System) accredited mill, from Elemental Chlorine Free (ECF) pulp sourced from sustainable forests and plantations. Printed using vegetable-based inks. Please recycle.

### Colour chip isolator

Detach and place over selected colour to view your choice on a neutral background without it being affected by surrounding colours.



### Deciphering colours

The Resene Total Colour System codes allow you to make direct comparisons between colours.



Palette:

B = Blue O = Orange

BR = Brown R = Red

G = Green V = Violet

M = Metallic Y = Yellow

N = Neutral

Luminance:

The higher the number the lighter the colour. 0 is approximately black and 100 is approximately white.

This is handy when you are comparing two colours and wish to choose a lighter or darker option.

Greyness/Saturation:

This tells you the saturation or purity of the colour. 0 is neutral grey, black or white. A high number will be a bright colour such as a bright yellow.

The higher the number the greater the saturation and the cleaner (more pure) the colour is.

This is handy to know how bright or clean a colour is or how dusty it may appear.

Colour wheel position:

This tells you where the colour sits on a wheel of colour, from 0-360 degrees. This sorts colours into colour types such as red, yellow etc.

This is handy when choosing colours to see which ones are close together on the colour wheel and which ones are further away.

0 4 7 18 0 2 2 0 1 4 1 6 8





Shark™cc N34-007-264



Indian Ink™cc B26-017-270



Dark Knight™cc B31-014-247



New Denim Blue™cc B39-012-250



Bunting™cc B32-030-265



Coast™cc B35-023-248



Chicago™cc N49-005-116



Hammerhead™cc B48-023-268



Regent Grey™cc B62-011-233



Scarpa Flow™cc N55-002-289



Neutral Bay™cc B66-014-259



Dusted Blue™cc B72-011-221



Jumbo™cc N64-001-095




Gull Grey™cc N75-008-229  
(Quarter Regent Grey)




Duck Egg Blue™ N81-007-166



Dusted Grey™cc N80-008-098




Breathless™cc B84-011-257




Half Duck Egg Blue™ N85-005-175



Silver Sand™cc N80-006-102



Solitude™ B94-011-264



Quarter Duck Egg Blue™ N88-004-146



Palm Green™cc G34-023-164



Midnight Moss™cc G31-010-167



Karakal™cc G31-010-106



Permanent Green™cc G37-031-154



Forest Green™cc G37-022-140



Dune™cc N44-006-089



Inside Back™cc G66-009-165



Rivergum™cc G47-022-138



Cobblestone™cc G58-012-097




Spanish Green™cc G64-021-136



Paddock™cc G56-028-117



Arrowtown™cc Y61-022-084




Haven™cc G74-014-143




Flax™cc G61-033-104




Eagle™ G75-021-093




Breeze™cc G85-010-197




Green Spring™ G77-019-115




Aspiring™cc G80-023-101



Cut Glass™ B85-012-208



Ottoman™ G89-013-129




Secrets™cc G84-013-114



Wood Bark™cc BR30-013-056



Desperado™cc O43-074-043



Bright Red™ R44-148-034  
(Chalk, Winkler)



Sambuca™cc BR32-018-058




Twizel™ O51-083-050



Poppy™ R43-133-032




Brown Pod™cc BR30-029-042  
(Sooty, Chocolate Brownie, Deep Chocolate)




Putty™cc Y78-066-079




Pohutukawa™uc R36-087-023




Domino™cc BR49-024-061



Pavlova™cc Y77-038-083




Pioneer Red™ R39-075-033



Settlement™cc BR70-014-075




Canterbury Clay™cc BR78-045-078



Scoria™cc R36-049-033




Bronco™cc BR70-026-074




Biscotti™cc Y84-026-074




Redwood™cc R38-041-036




Grey Nickel™cc G80-011-093




Scotch Mist™ Y94-027-087




Soothe™cc BR81-014-041




White Pointer™cc N89-007-087




Sea Fog™ N92-000  
(Ceramic, Hill Of Grey)



Black White™ N93-005-100




Alabaster™ N96-000  
(Cotton Wool, Eighth Sea Fog)



Half Spanish White™ Y91-020-082




Sisal™cc Y80-020



Pearl Lusta™ Y94-018-087




Half Tea™cc Y85-010  
(Acropolis)



Blanc™cc Y88-015-078



Thorndon Cream™ Y87-010  
(Bubble White)



Merino™ Y91-009-076  
(Zinc White)



Rice Cake™ G94-010