

habitat

summer 2012/13

rrp\$7.95 issue 17



three's company

on-trend colour stories

future forward fabrics




make...

a memory board, birdhouse, outdoor kitchen


the lovely bones renovation goes eco-chic

make yourself a home





Enjoy life in total colour

 Resene Home Run



 Resene Escape



 Resene Centre Stage



 Resene Elvis



Colours as close as printing process allows.



Get more life in your colour and more colour in your life with the **Resene Total Colour System**.

Choose from thousands of colours for all your interior and exterior decorating projects, including the latest **The Range fashion colours fandeck** full of fashion colours and the popular **Resene whites and neutrals collection**. Or let us create a custom colour match to suit your style.

1800 738 383
www.resene.com.au



View colour trends

0800 RESENE (737 363)
www.resene.co.nz

Resene

the paint the professionals use



Soft, just got softer

SmartStrand Silk™ gives you a whole new level of breathtaking luxury in carpet for your home. It combines silky softness with the incredible durability, stain protection, UV protection and crush resistance of the only authentic, original SmartStrand® 'rhino' carpet. SmartStrand Silk™, *soft, just got softer.*

Available exclusively at Carpet Court and The Floor Store. For more information see www.smartstrand.co.nz

SmartStrand®, unbelievably durable, yet soft and beautiful.



The Floor Store | 0800 240 240 |
www.thefloorstore.co.nz

Carpet Court | 0800 787 777 |
www.carpetcourt.co.nz



welcome

Okay, so we've jumped on the bandwagon this issue and are celebrating vintage style. Our two feature houses, on pages 18 and 38, are wonderlands of rich detailing, quirky touches, pre-loved treasures... and delicious paint colours. They have been created by people who are absolutely passionate about what they do, about their surroundings, and it shows.

It's a style that's so in sympathy with paint in all its forms, from translucent washes to thick coats of creamy white.

One of the houses uses a vibrant green, Resene Camarone. I love it, but then I've always used green in my own interiors. My living rooms have been various shades of green over the years. It hasn't exactly been very fashionable, to paint all of your living room walls in a stronger colour in recent years. White has been the look of the moment, perhaps with a kitchen splashback or fabrics in pop-out colour. I've been more off-trend than on-trend so I was happy to hear that clean-looking green, and more of it, is on the return and that two of this year's winners in the Total Resene Colour Awards used green – see page 28.


Whatever colour pushes your buttons, you'll find something in Resene's recently launched fashion range of paint colours. Many of them appear in this issue of *habitat*, especially in our Testpots feature on page 6.

Sharon Newey **editor**

Sharon.



 Resene
Half Escape

Resene 
Morepork

Inspiration can come from anywhere, so if you want to make some changes around your home but don't know where to begin, start collecting pictures from magazines and websites of decorating projects you do and don't like. Once you have gathered enough you'll start to see a definite trend in your tastes and you can use this to help choose your colours and materials.

To make it easier for you Resene has started a Pinterest page, www.pinterest.com/Resene, to bring together a collection of decorating projects and ideas in one handy location that you can pin onto your own Pinterest page. And to help you find more inspiration, as well as *habitat* magazine, you can get a regular fix of creative interiors and great paint colours and ideas with our weekly

email newsletter *Habitat of the Week*. Sign up for it free online at www.habitatoftheweek.co.nz. We not only take a sneak peak into people's homes, but keep you up to date with current ideas and colour directions that you can use as inspiration for your own projects. Happy decorating!

The Resene Team

P.S. Thanks to those who took part in the Readers Digest Most Trusted Brands survey and named us the Most Trusted Paint Brand. Thanks also for your ongoing feedback, which helps us to keep improving our products, colours and services.

Published for



the paint the professionals use

In Australia:

Resene Paints (Aust) Ltd

PO Box 924, Beenleigh

QLD 4207

Website: www.resene.com.auEmail: advice@resene.com.au

Phone: 1800 738 383

In New Zealand:

Resene Paints Ltd

PO Box 38242, Wellington Mail Centre

Lower Hutt 5045

Website: www.resene.co.nzEmail: advice@resene.co.nz

Phone: 0800 RESENE (737 363)

www.facebook.com/reseneFind us on Pinterest www.pinterest.com/resene

Some products or services may not be offered in your area or country. Please check with your local Resene ColorShop or reseller for availability. Most Resene products can be ordered in on request though lead times and minimum order quantities may apply.

To update your mailing address, email update@resene.co.nz with 'Update Habitat magazine details' in the subject line. Please include your Resene ColorShop or Resene DIY Cardholder number. Or call 0800 RESENE (737 363) (NZ) or 1800 738 383 (AUST).

Colours are as close as the printing process allows. Always try a Resene testpot or view a physical colour sample before making your final choice. Printed on environmentally responsible paper, sourced from sustainable managed PEFC certified fibre, and compliant with the requirements of environmental management system standard ISO14001, using environmentally neutral offset web inks.

habitat is a bi-annual publication. The contents of *habitat* are copyright and may not be reproduced in any form without the written permission of Resene. Opinions expressed in *habitat* are not necessarily those of Resene or the publisher. No responsibility is accepted for the authors' suggestions or conclusions, or for any errors or omissions. Copyright 2012 Resene Paints Ltd. ISSN: 1176-8010

Editor: Sharon Newey, email sharon@tangiblemedia.co.nz

Advertising Manager: Karrin MacLeod

Phone: 021 606 886, email karrin@tangiblemedia.co.nz

Design: Alice Huang, Louise Thomson, Karryn Muschamp, Miriam Sharpe

Publisher: John Baker

Creative Director: Lisa Morton

Distribution Manager: Esther Berg

Production Manager: Kirsten Bryan

Published by

tangible

Tangible Media

PO Box 78070, Grey Lynn, Auckland 1021, New Zealand

Phone: +649 360 5700

Facsimile: +649 360 5702

www.tangiblemedia.co.nz

All issues of *habitat* are available in digital format from www.zinio.co.nz for a small fee per issue.

For gorgeous home projects every week go to: www.habitatoftheweek.com



contents

features

18 the lovely bones

A grand house becomes a colourful home

28 winning with colour

The stunning winners of the Resene Total Colour Awards

32 fashion-forward fabrics

Latest trends in home textiles

38 romancing the home

Not much escapes the paint brush in this cottage

52 kitchen of many colours

No fewer than 11 paint colours transform a kitchen

56 her home as a canvas

An artist's vibrant home is an extension of her art

62 the big small garden

A simple yet stylish small site

70 blooming brightly

Ellerslie display gardens go for colour

72 make a barbecue bench

Outdoor kitchens are all the rage

78 outdoor living for longer

Extend the use of your outdoor areas



18



52

every issue

6 testpots

The new Resene The Range fashion colours

11 off the shelf

New products for the home

37 bright idea

How two doors became a bedhead

48 win with *habitat*

50 memories are made of this

Make a nostalgic pinboard

74 Resene cardholder offers

76 diy kids

Make a colourful birdhouse

80 my favourite colour

Architect Paul Leuschke goes warm and natural



32



62



26



Cover look

Retro drawers in Resene Rapture (bottom), Resene Renew (middle) and Resene Sentimental (top) with legs and top in Resene Double Bianca. Chair in Resene Bambina, wall in Resene La Luna over anaglypta wallpaper (Rasch Wallton 173017 from Resene). Floor in Resene Hemisphere. Lamp, stool, vases, books, feather and bottle from Madder and Rouge. Gazelle from Askew, flying ducks from The Poi Room. All other props stylist's own.

picture Tony Brownjohn
styling Lisa Morton

three's company

Three key influences come together in the new Resene The Range fashion colours fandeck.

1 Dusty timeless hues that provide a soft cocoon and remind us of our heritage

The world seems to be moving ever faster. Downtime is becoming a luxury. Our reaction is to surround ourselves in weathered and washed hues, that feel familiar and lived in. Earthy, neutral tones continue to be part of this trend, showing our growing appreciation for the earth and its resources. Beiges and browns are offset by a soft golden metallic shimmer. Antique and aged oranges meet smoky neutrals, smoky greys and dusty hues, such as Resene Triple Truffle, Resene Triple Rakaia and Resene Half Innocence, which seem to have traversed the passage of time.

Texture is a key element, says interior designer Amanda Neill of Designworx, for example, using either high gloss or translucent chalky paint finishes. In products and design we are seeing flights of fancy and the whimsy. The re-use and recycle theme is still strong – pots made into light shades, or lights made from recycled cardboard.

2 Clean cool light hues that provide soothing relief and tranquillity in a fast world

The cocooning trend also comes through in this second palette with a range of soft pastels, says Resene residential colour consultant Carolyn Atkinson. Slightly retro in mood, nostalgic, simple and honest, it's about our homes being a haven, epitomised in scrap booking, slow cooking, knitting, holidays at the bach and handcrafts.

Life is fast and hugely pressurised and looking ahead can be scary, says Carolyn. Colour makes everyone feel good. Call it 'mood medicine' but it works!

The neutral palette has turned away from beiges towards cleaner white, greys and black. Pale neutrals have subtle undertones while darker neutrals have greater depth and intensity. Greys are complex, says Carolyn. "Think colours that remind you of silvery, cool metals and the semi transparency of smokey glass and misty winter skies."

3 Pops of bright colour that bring fun, excitement and energy

Pastels may fill the void but bright colours give us energy. As Amanda Neill explains. "2012 has seen some strong colour trends emerging with a kaleidoscope of brights in rainbow colours bringing a light bright boldness to the recession years. We have seen bright yellows jump into the palette like a ray of sunshine, and thrown together with reds, oranges, blues, pinks and greens in a mix up of pattern and colour, and as blocks."

Says interior designer Debbie Abercrombie: "We are looking for colour that will give us a lift without shouting at us. The more intense colours aren't used in large quantities but in details – a decorative insert in a kitchen bench or a shelving unit with blocks of colour in small splashes." This trend also reflects our desire for dark rich colours that create warmth, intimacy, magic and slightly forbidden pleasures, says Carolyn. Says Amanda: "There is also an uber-luxury look arriving with gold and metallics."


Amanda says that the future for these brighter colours will be more subdued – bold rather than bright. Reds are already heading towards deep maroons like Resene Red Earth and Resene Madam M. Purples will be blue kissed, and yellows are antiqued and mustard, like Resene Bittersweet. Greens will shift from emerald to mid toned mossy and olive. Oranges are spicy and burnt; greys and neutrals are warm and natural. >

how we use them

- Layering colours is becoming popular as a way to add interest to interiors. Neutrals become the perfect vehicle to carry high-voltage 'feel good' brights. Adding a fun edge to our décor, they can be easily painted over when we tire of them, says Carolyn.
- Rather than one paint colour in an area, imagine stripes or blocks of your favourite hues decorating your walls, kitchen drawers each painted a different but complementary hue and brightly painted internal doors, each an infusion of unexpected uplifting colour.
- Says Amanda: "Our world is upside down and often does not make sense. We will see this sense of the odd with, for instance, scale being blown out of proportion, or imagery that makes us think, that bemuses and amuses."

Resene
Seeker 

styling Lisa Morton
pictures Tony Brownjohn

Resene
Renew 










Tongue-and-groove dado wall in Resene Blackjack; wallpaper is The Gardens of Amsterdam 46150 from Resene; floor in Resene St Kilda; table in Resene Seeker; coat rack in Resene Southern Cross; chair in Resene Knock Out; footstool in Resene Captain Cook. Globe, \$420, David, \$159, Mozart, \$159, Bunny Set, \$79, all from Macy Home, 09 361 3388 or www.macyhome.co.nz.

 Resene
Blackjack










-  Resene
Blackjack
-  Resene
St Kilda
-  Resene
Seeker
-  Resene
Southern Cross
-  Resene
Knock Out
-  Resene
Captain Cook

Wall in Resene Double Biscotti; screen in Resene Double Merino. From left to right: tray in Resene Tea; tall thin vase in Resene Quarter Lignite; short vase in Resene Double Drought; oval textured vase in Resene Double Barely There; small round ball in Resene Treasure Chest; tall oval vase in Resene Triple Truffle; wooden vase in Resene Desperado. Aurora Wallpaper AO 16710 from Resene.

- | | | |
|--|--|---|
|  Resene Double Biscotti |  Resene Quarter Lignite |  Resene Treasure Chest |
|  Resene Double Merino |  Resene Double Drought |  Resene Triple Truffle |
|  Resene Tea |  Resene Double Barely There |  Resene Desperado |



Retro drawers in Resene Rapture (bottom), Resene Renew (middle) and Resene Sentimental (top) with legs and top in Resene Double Bianca. Chair in Resene Bambina, wall in Resene La Luna over anaglypta wallpaper (Rasch Wallton 173017 from Resene). Floor in Resene Hemisphere. Lampbase, \$295, and shade, \$240, Tolix Stool, \$320, Dinosaur Designs vases, \$79-\$145, books \$69 each, feather \$9.50 and bottle, \$6, from Madder and Rouge (09 522 1062). Jonathan Adler Gazelle, \$269, from Askew (09 378 1414). Rice candle holders, \$110-\$179, from Allium (09 524 4242). Mariee Guinbert Vintage Wallpaper Flying Ducks, \$127, from The Poi Room (09 520 0399). All other props stylist's own.

-  Resene Rapture
-  Resene Renew
-  Resene Sentimental
-  Resene Double Bianca
-  Resene Bambina
-  Resene La Luna
-  Resene Hemisphere



innovate, renovate, elevate.

Love Dreams Cereja

transform your world

The stunning **Love Dreams** collection is one of over 100 new tile lines we have at Tile Warehouse. We are constantly updating our range to bring you the latest looks and newest technology at the best price.

Visit our friendly staff in-store today and get the right advice on the best tiles for your project and be inspired by the huge range at Tile Warehouse.

Love Dreams Cereja



Love Dreams Laranja



Love Dreams Neve




Love Dreams Cinza



Love Dreams Green



Love Dreams Cielo



0800 289 845
tilewarehouse.co.nz


off the shelf

New products and ideas for the home.



< relax into a soothing new collection

The updated Resene Whites & Neutrals collection launched earlier this year has everything you need for white or neutral colour schemes. It's available in free handy palettes or as a complete fandeck. It includes favourites from the last collection together with new on-trend neutrals and extra variations of popular Resene neutrals. Decorators are edging towards neutrals with a hint of green in them, such as Resene Thorndon Cream, rather than the more buttery creams used previously. Available from Resene ColorShops and resellers, www.resene.com. Call 0800 RESENE (737 363) or 1800 738 383 in Australia.

Resene
Coconut Cream 

French inspired floor fashion >

Gerflor's revolutionary textile backed range of loose lay vinyl flooring offers a wide range of contemporary colours and designs. See the new Texline Urban range and new colourways in the Pro and Comfort ranges at Carpet Court and The Floor Store. The kitchen floor shown is Gerflor Texline Pure Clean Urban Range (3m) in colour Seattle Blue Grey. For your nearest store, call Carpet Court on 0800 787 777 or visit www.carpetcourt.co.nz or The Floor Store on 0800 240 240 or visit www.thefloorstore.co.nz (exclusive New Zealand stockists).



Resene
Limerick 

blowing hot and cold >

The Dyson Hot+Cool™ fan heater is the fastest to heat the room evenly in winter and delivers smooth cool air in summer using Dyson's patented Air Multiplier™ technology. The technology took three years to develop. The heater has low surface temperatures and no visible heating elements. If tipped over, the machine has been engineered to automatically cut out. A curved and magnetised remote control stores neatly on top of the heater. Unlike conventional heaters it has a dual-mode function as a cooling fan. In keeping with Dyson's Air Multiplier™ range, it couples high airflow with velocity. See www.dyson.co.nz.



Resene
Red Tape 

^ turning on to French country

This premium new tapware by Nicolazzi complements Plumblines Shaws butler sinks to create the French country look, and is available in six finishes and five handle options. Made in Italy, all the brass is lead and nickel free brass alloy without zinc. The taps feature quarter turn handles and can be used with mains or unequal pressure. Visit www.plumblines.co.nz.

Excuse me
while I slip into
something more
environmentally
friendly

Invest in a Paini Le Mans mixer from Plumbing World and have the option of removing the standard cartridge and slipping in a brilliant energy and water saving cartridge.

When the lever is centred, the cartridge ensures you won't use unnecessary hot water and therefore energy. Two-stage lever positioning regulates water flow.

Intelligent new technology that puts you in control of the water and energy you use.



There's a Plumbing World plumber behind everything we sell

Branches Nationwide
Freephone 0800 800 686

Plumbing World is part of the NZPM Cooperative





classic toys and tables ^

A range of colourful kids tables and chairs, as well as old-style push/pull toys with the classic wobbly movement is made by Kim Jury of Ganda Toys. Finished in waterborne Resene paints, visit www.gandatoys.com for more information.

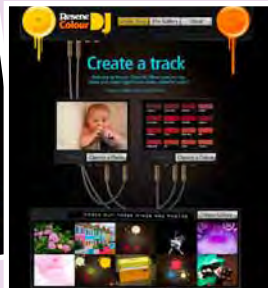


popping up with colour ^

Tile Warehouse reaches beyond the boundaries of traditional tiles with Pop-Up mosaics to create innovative walls where colour and decoration blend for a unique look.


Pop-Up with Tile Warehouse. Visit www.tilewarehouse.co.nz or call 0800 289 845.

Resene Red Earth 



sound of colour

Resene believes in life in full colour – sometimes it's great paint, sometimes it's just a bit of fun. Bring on Resene ColourDJ, a place that lets you do the unbelievable – hear colour. You know just what that colour looks like, but what do you think it sounds like? Age Pryor and Resene paint colours were popped into the mixer and out came... well you'll just have to start playing to find out. Get playing at www.colourdj.co.nz.

Resene Divine 

sans black

When is blackboard paint not black? When it is part of the coloured Resene Blackboard Paint range. To make it quick and easy to select coloured blackboard paint colours, Resene has created three preintended colours – pink, blue and green – to join the existing popular black option. And if you find that you need yet another colour, Resene SpaceCote Low Sheen can also be used as a blackboard paint in a wide range of Resene colours. Available from Resene.



young ones ^

The Resene KidzColour chart updated this year features popular bold hues and pastels, ideal for children of all ages. The Resene KidzColour range also includes favourite effects finishes such as Resene Magnetic Magic, Resene Blackboard Paint and Resene Pearl Shimmer. Plus you can download stencil images and create stencilled masterpieces for just the cost of a different colour of paint. Pick up a free Resene KidzColour chart from any Resene ColorShop or reseller or order free online at www.resene.com.



< colour trends for your walls

The latest paint colour trends are showcased in the new The Range fashion colours fandeck from Resene, with an eclectic mix of key colour trends. It's a fusion of colour that you can make your own. Choose from dusty timeless hues, clean cool colours or bright pops of excitement to get you energised. Each colour comes with complementary colour suggestions to help you get started on your colour scheme. Available from Resene.

Resene Daredevil 

lighting the way >

Magic lighting solutions from Hettich allow you endless possibilities, from mood lighting to give your home ambiance and personality, to task lighting for more practical applications like cutting your vegetables or looking into the depths of a cabinet. The new Magic range includes low voltage halogen lights and a new range of LED lights that give off virtually no heat. There are solutions for kitchens, bathrooms, furniture, ceilings, walls, floors, wardrobes and more with switches for doors, drawers, touch switches and remote controls. Visit www.hettich.co.nz or phone 0800 HETTICH for more details.



NEW ZEALAND COMMERCIAL PROJECT AWARDS

2012



Entries Now Open

Celebrating outstanding commercial construction by New Zealand's best project teams.

This awards programme recognises the outstanding achievements of commercial construction project teams and the properties they create that make up New Zealand's city skylines and rural landscapes.

Open to all organisations within the project team (construction, architecture, engineering, quantity surveying, property owners etc), the awards give the entrants the opportunity to vie for Gold, Silver and Bronze within their category as well as National Titles and the Supreme Award overall.

The award categories are: Commercial and Civic Project, Education Project, Health Project, Industrial Project, Residential Project, Restoration Project, Retail Project, Tourism and Leisure Project, Value Awards (Under \$2m, \$2m-\$5m, \$5-\$15, Over \$15m)

If your organisation is part of a team with a project to be proud of, the New Zealand Commercial Project Awards is the perfect platform to showcase quality construction.

For more information go to:

www.commercialprojectawards.co.nz



well stuck ^

New to the Resene product range is Resene ConcreteSeal 3 in 1, formulated to adhere well to concrete and be a fast drying versatile sealer/primer for interior concrete floors and exterior tilt slab. Resene ConcreteSeal 3 in 1 is ideal for garage and other residential and commercial floors being painted with Resene Sidewalk and Resene Aquapoxy. Available from Resene.



pull the other one ^

Resene Renew

As the tastes of kitchen buyers become more sophisticated; the desire to create individual, highly original designs increases. Tandembox Intivo draw slide systems by Blum let you personalise drawer fronts anywhere in your home. The sides come in Silk White, Terra Black or Stainless Steel and can be used with anything from timber to glass, perspex to leather. Visit www.blum.com/nz.



athena
BATHROOMS

DESIGN
INNOVATION
INSPIRATION

Visit your local
Chesters branch
and ask about the
Athena range

CHESTERS
PLUMBING & BATHROOM

11 BRANCHES NATIONWIDE - 0800 700 601
www.chesters.co.nz



fresh Karen Walker wall fashion ^

Just as clothing collections are launched to give consumers fresh ideas, so too are fashion paint collections. Building on the success of the last Karen Walker collection, the partnership between the Karen Walker fashion house and Resene continues with a new collection.

The collection includes a seventh palette, which continues the Karen Walker style of playing with combining opposites and putting together ideas in surprising ways. The Karen Walker Paints chart is available from Resene ColorShops and selected resellers, or order a chart free online from www.resene.com.



Resene Impromptu

outdoor beauty meets practicality ^

Artwood, founded in Sweden in 1969, introduces its beautiful new Outdoor Garden All-Weather Collection. Furniture designed to survive outdoor weather conditions, these pieces will look amazing for years to come. Call Johnston Imports on 03 317 8044 or visit www.ji.net.nz.

Resene Meltwater

personalised switch plates >

If you're tired of ordinary switch-plates, Personalised Switch Covers has the solution. With designs that range from colours, patterns, words or logos, kids' themes, kiwiana and flags, the covers are made from removable adhesive vinyl that has been resin coated to give it a 3D effect. They're easy to stick on or peel off. You can also get your favourite Resene wallpaper on your switch cover or design your own cover from your favourite photos or kids' art work. Visit www.personalisedswitchcovers.com.



Resene Butterfly

colour by app >

Seen a colour you'd love for the house? Maybe it was at the beach, on a fabric or in your friend's living room, but you don't know what that colour is or how to describe it? The new Resene ColourMatch app can help. Simply take a picture from your iPhone or Android to instantly match the chosen colour in the image to one of the thousands of Resene paint colours. Or you can use the app to build a personal colour palette of Resene paint colours from a single image. You can also search directly for colours, save Resene colours and email them. Apps available for iPhone and Android. www.resene.com/colourmatch.



silky soft


SmartStrand Silk™, the new range available exclusively at Carpet Court and The Floor Store, gives homeowners a new level of luxury and silky softness. With all of the unique durability of the only authentic and original SmartStrand® 'rhino' carpet, it's the softest carpet you'll ever feel. SmartStrand Silk™ is available in 40 fashion colours. For more information and store locations, see www.smartstrand.co.nz.

INSPIRED BY ARCHITECTURE

The new generation of designer uPVC spouting and downpipe systems, the Marley Stratus Design Series works in harmony with a broad range of architectural styles.

For more information visit www.marley.co.nz
or phone 0800 MARLEY (0800 627 539).

AVAILABLE IN
COPPER AND
TITANIUM



Resene Drought



Resene Norway




Resene Scandal



the lovely *bones*

A grand old home with great bones has become the canvas for some adventurous colour and a collection of pre-loved pieces.

An old Art Deco sofa was recently recovered in a selection of patterned fabrics. The walls are Resene Scandal and the architraves are Resene Norway.



When Vincent and Sarah Heeringa first saw the old villa they now live in, Vincent likened it to “a gracious old lady whose stockings have sagged”. Rumpty, rented out and looking the worse for wear, the house however had a long and proud heritage.

Built in 1852 as Allendale House, it would have once been surrounded by farmland. Now, it’s tucked behind commercial buildings in Auckland’s Mt Albert and while the approach to the house isn’t picture-postcard, the large back garden and established trees make you feel far from the city.

Originally a two-storey cottage encircled by verandas, it had villa features added to it later on. The house certainly spoke to the heart of the couple. It’s grandly proportioned rooms, original features, fireplaces, attic bedrooms and age were a good match with the couple’s love of retro and vintage pieces. And it now caters well for their four children - Levi (17), Tobias (15), Theodore (11) and Wilhelmina (9) - one dog, one cat, and four chickens.

Sarah and Vincent then had to reconcile their views on sustainability with buying an energy-sapping, cold and draughty house.

Sarah is the editor of *Good* magazine, New Zealand’s lifestyle magazine for simple, healthy living, and the recent winner of Supreme Magazine of the Year.

Says Sarah: “I’ve written a lot about our country’s substandard housing stock, about poor insulation, the lack of passive heating, and how homes are typically not built for sun. And this house is typical of its era, built for the outlook but they somehow managed to position it to repel the sun completely.”

But the couple sees it as the ideal house to raise teenagers, have out-of-town family to stay and to entertain friends. Basically it has lots of space, with good bones but can’t be easily wrecked. >

the challenge


- Villas are one of the least energy efficient homes, so the challenge for Vince and Sarah was to make theirs function better without destroying the character. They:
- Had a builder recondition the sash windows to get rid of draughts.
- Added under-floor insulation and as much as possible to the roof - a difficult task when the cavity in the attic-style space is extremely small.
- Replaced one of the fireplaces with a locally made Metro wood burner.
- Laid wool carpet and hung thermal curtains.
- Are planning to add MagicSeal double glazing to the south-facing bedrooms and fans to recirculate warm air.

Top left The grand home dates from 1852 and now has Resene Joanna weatherboards with Resene Lemon Grass trims.

Middle Sarah in the large bay window added early last century.

Above New kitchen doors in Resene Black White were added.

Resene Camarone 

Resene Rice Cake 



Clockwise, from far left An Art Deco wooden trolley holds a collection of glassware, decanters and soda syphon.

Plenty of display space is crucial, especially in the kitchen.

The dining room is a moody night-time space in Resene Black.

The downstairs bathroom opens up to the garden, and has a clawfoot bath finished in Resene Magnum with Resene Silver Aluminium feet.

Right The inspiration for the main bedroom was a Frida Kahlo painting. The intense green is Resene Camarone. Other walls are Resene Rice Cake.

“We appreciate the age of the house and didn’t want to mess with that, but still want it to be comfortable and energy efficient.”

It is also the perfect canvas for Sarah’s eclectic tastes, a home where she could use a variety of colours in the quite distinct rooms and not worry about decorating an open-plan space.

When they bought the house, the hallway was painted red, “which was really too much.” That and the kitchen are now painted in varying strengths of Resene Drought with trims in Resene Black White while other rooms are allowed stronger colour. “I’ve learned that you can be bold if you balance that with neutral spaces,” says Sarah.

Hence, the main living room is Resene Scandal with trims in Resene Norway. This room had been painted by the previous owner; using two tones of green wouldn’t have been something Sarah chose but it really works, giving the room a Victorian summer room feel. Sarah has enhanced that feeling with floral upholstery and botanical themes, including a recently recovered sofa in a mix of florals and stripes.

Then there’s the Resene Black dining room, a complete contrast. As a night space, it has red curtains and one wall wallpapered in a partly glossy small stylised floral print.

The main bedroom has a feature wall in Resene Camarone, inspired by an artwork by Mexican artist Frida Kahlo “I wanted a zingy fresh green for the bedroom, to create a bright but also unisex space.”

The clawfoot bath in the downstairs bathroom has been transformed using Resene Armourcote and dark blue Resene >



Sarah's tips for an eco-renovation

- Only replace things as you need to with a more efficient option, so that you get the maximum life out of them. This approach is also kinder on the budget.
- Always look for up-cycling opportunities – Sarah and Vincent reused the kitchen carcasses (the inside bits) and replaced the cupboard and drawer fronts.
- Think in terms of whole home solutions. Instead of just buying a heater when it gets cold, create a multi-faceted solution like draught-stopping, passive solar heating, buy the most efficient model of heater and site it for maximum effect.
- Add a tank to harvest rainwater if you can, and use it to water the garden.



Above An old setting is refreshed in Resene Origin for the table with Resene Spring Fever and Resene Home Run for the chairs. Even the market bag has a partial paint job, in Resene Holiday.

Left Seven-year-old Willa and Theo (11) with a hen, eggs and Oscar the dog.



Magnum with Resene Silver Aluminium feet – and plans are afoot for a jewel-coloured feature wall.

Sarah and Vincent also tackled the daunting task of repainting the large exterior, with Resene Joanna weatherboards, Resene Lemon Grass trims and a Resene Grey Friars roof. The window sills and front door are from the heritage range in Resene Bright Red.


Says Sarah: "I am fascinated by why people choose to live where they do and what 'home' means to people. Villas feel like home to me, probably because I grew up in an old farmhouse, and have always lived in old houses. There's a Dutch word 'gezellig', which means cosy in feel – including the concept of togetherness, warmth, sociability. I'd like that word to apply to my house and for my children and any guests to remember that feeling forever."

words Sharon Newey

pictures Toaki Okano (bathroom by Charlie MacKay; outdoor setting by Tony Brownjohn)



Get the look with Resene SpaceCote Low Sheen tinted to Camarone

Resene Camarone 

Freestanding stove: Smeg

Resene Grey Friars 




Mesh-door cabinet: French Country

Resene Lemon Grass 

Get the look with Resene SpaceCote Low Sheen tinted to Scandal

Resene Scandal 




Sofa fabrics: The Fabric Room. Upholstery by Auckland Instyle Upholstery

Resene Magnum 

Resene Home Run 

turn the page for alternative looks to the Heeringa dining room

Resene Rice Cake 

Born in France.
Now at home in
New Zealand.
GERFLOR TEXTLINE
Loose lay textile
backed vinyl flooring
for every room in
the house.

Gerflor[®]
theflooringgroup

Textline

- Quiet
- Warm
- Soft
- Moisture resistant
- No glue
- Loose lay over most subfloors
- Recycled textile backing absorbs irregularities

 Gerflor
Fiber
Technology[®]


Carpet Court
YOU'LL LOVE THE LOOK[®]

New Zealand Exclusive Distributors:
Carpet Court 0800 787 777 www.carpetcourt.co.nz
The Floor Store 0800 240 240 www.thefloorstore.co.nz

**the
floor
store**
Love where you live

alternative solution - a play on scale



^ Classic elements are given a twist with accents in Resene Zion, main walls in Resene Quarter Stonewall and trims in Resene Half Villa White. Resene Black is used to paint the fire surround, and Resene Walnut from the Resene Colorwood interior wood stains range is used on the timber floor. The room also features a Virginie bone inlay mirror from Vixen & Velvet, a white King floor lamp from Luke Furniture and a stencilled zebra rustic cow hide rug from Saddlemans of Santa Fe.

 Resene Half Villa White

elements of surprise add interest to this scheme




Rebecca Jansma of Space, Grace & Style suggests this alternative scheme:

This scheme is an interpretation of the 'modern classic' look: a blend of classic styling elements juxtaposed with very contemporary colours and a smattering of quirky modern and mid-century pieces to add an element of surprise. By being unconventional you can add interest and personality to a space, rather than it being too prescriptive. I also like to play with scale – in this case by using a floor lamp, the shape of which is generally seen on tables. The colour scheme is serene and the design motifs classically inspired in keeping with the period of the home. Yet the unconventional elements keep it fresh and provide a reading room of classic elegance.

mobile +61 419 105 121 **email** spacegracestyle@ncable.net.au




illustration
Malcolm White




^
Gold glazed ceramic stool
Meizai
www.meizai.com.au
+61 3 9279 2888

>
Augustine wingback chair
in charcoal linen
Town & Country Style
www.townandcountrystyle.com.au

v
Cushions in Sanderson Zahra
Sanderson Fabrics
www.domestictextile.com.au
+61 3 8888 8100




Resene Fuel Yellow




^
Isabella Desk in antique black
Town & Country Style
www.townandcountrystyle.com.au

>
Richard Hutten Dandelion (2004)
replica pendant light
About Space
www.aboutspace.net.au
+61 3 9417 4635




Resene Half Rice Cake
Resene Zion
Resene Quarter Stonewall
Resene Walnut



^ Rich colours give a decadent feel to this Great Gatsby themed living room. The back wall is Resene Black Sheep, the side walls are Resene Timbuktu and the architraves and skirtings are Resene Gold Dust from the Resene Metallics and Special Effects range. Also used is a chaise lounge from David Shaw, a chair from Le Forge and artwork from the Art Bureau.

 Resene
Black Sheep

glamour and opulence abound in this scheme



Catherine Huckerby from Homebase suggests this alternative scheme:

This look is inspired by the roaring 1920s, a time of prosperity and opulence. It was the setting of the classic novel *The Great Gatsby*, which is about to be made into film once more. Glamour is key to creating the look. Colours of this era were inspired by nature: yellows, deep blues and sea greens. Here, a feature wall in Resene Black Sheep contrasts dramatically with the rich tones of Resene Timbuktu. Resene Gold Dust metallic paint on the woodwork reflects light and adds to the sumptuous look. A gilded antique mirror, beautiful chandelier and carved furniture add glitz while over-sized furniture pieces upholstered in rich velvets and topped with silk cushions add decadence. Another element is the geometric shapes of the Art Deco era, represented in the rug. Accessorise with beaded lampshades, coloured glassware, exotic lacquer boxes or trays and, of course, a cocktail cabinet.

phone 09 849 7999 email info@homebase.co.nz

Resene Timbuktu



<
Louis XV1 style gold mirror
Vintage Revival
www.vintagerevival.co.nz

>
Deep-buttoned ottoman
David Shaw
www.davidshaw.co.nz
09 368 5829



>
Empire rug
Designer Rugs
www.designerrugs.co.nz
09 300 6116

v
Bombay chest of drawers
CC Interiors
www.ccinteriors.co.nz
0800 589 1950



Resene Half White Pointer
Resene Gold Dust
Resene Origin
Resene Half Breathless



>
Le Maison basket chandelier
Shady Lady Lighthouse
www.shadyladylighthouse.co.nz
04 567 9797



illustration
Malcolm White



winning with colour

Green was a favourite among the bold colour choices at this year's Resene Total Colour Awards.



Top A wall in Resene Jigsaw takes its cue from the bold striped wallpaper in this winning interior by Kim Forkert of Parkhurst Design.

Above Resene Moxie green and Resene Pursuit red were bold yet balanced choices for this kitchen by Sarah Quinlan Design.

Above right A sense of movement is created with clever colour on this winning design for the Wellington City Council Regent Park Development by Designgroup Stapleton Elliott.

View more winners and a range of Resene Total Colour Awards entries at www.resene.com/colourawards.

Resene Pursuit 

Resene Kombi 

Resene Moxie 

Resene Jigsaw 

A stunning array of colourful projects were entered into the recently announced Resene Total Colour Awards. Top honours went to Architectus for a bold overbridge, while residential projects ranged from a kitchen to a community housing project.

Overall runner-up (winner of the **Nightingale Maestro** award and winner of the **Residential Exterior** section) was Designgroup Stapleton Elliott for the Wellington City Council Regent Park Development. The judges said the project stands out without being garish, using colour well with a degree of sophistication not seen in other projects. The setting and colours differentiate the buildings, allowing them to take on the moods of the day, in shadow and sun, generating a sense of movement with colour.

The concept of the folding white forms interspersed with strips of colour gives a rhythm and scale to the project that relates to the form of the surrounding Victorian villas and acknowledges the multi-

Resene 
Half Villa White



national nature of the occupants. Each building type and block has two complementary colours, which alternate with each unit to reinforce a sense of individuality.

Colours used: The colour palette is extensive and carefully curated unit by unit, featuring Resene DNA, Resene White Pointer, Resene Clockwork Orange, Resene Wedgewood, Resene Whizz Bang, Resene Wazzup, Resene Pulse, Resene Funk, Resene Koromiko, Resene Vermont, Resene April Sun, Resene Koru, Resene Double Gravel and Resene Triple Friar Grey.

Winner of the Residential Interior section was Parkhurst Design for the Seel residence. This project exemplifies balance and tone. The green tones are very on-trend and are so easy to live with yet are often not seen in interior palettes. This palette is restful yet sassy. All the furniture has been carefully chosen and ties in with the overall colour scheme, creating a sense of atmosphere that is very sympathetic to this 1938 brick and tile home.

Colours used: Resene Jigsaw, Resene Kombi, Resene Half Villa White and Resene Eighth Pearl Lusta.

A **Residential Interior Maestro award** went to Sarah Quinlan Design for the Nelson kitchen. The intensity of >

and the winner is...

The overall winner, receiver of the Nightingale award, went to Architectus for the Clark Street overbridge in Auckland. The judges were excited to see a utilitarian road bridge turned into such a fantastic urban sculpture. Three similar reds were used to create subtle movement, light and shadow. It's energising, brilliantly strong and brave, said the judges. The reds used are Resene Roadster, Resene Monza and Resene Livewire.

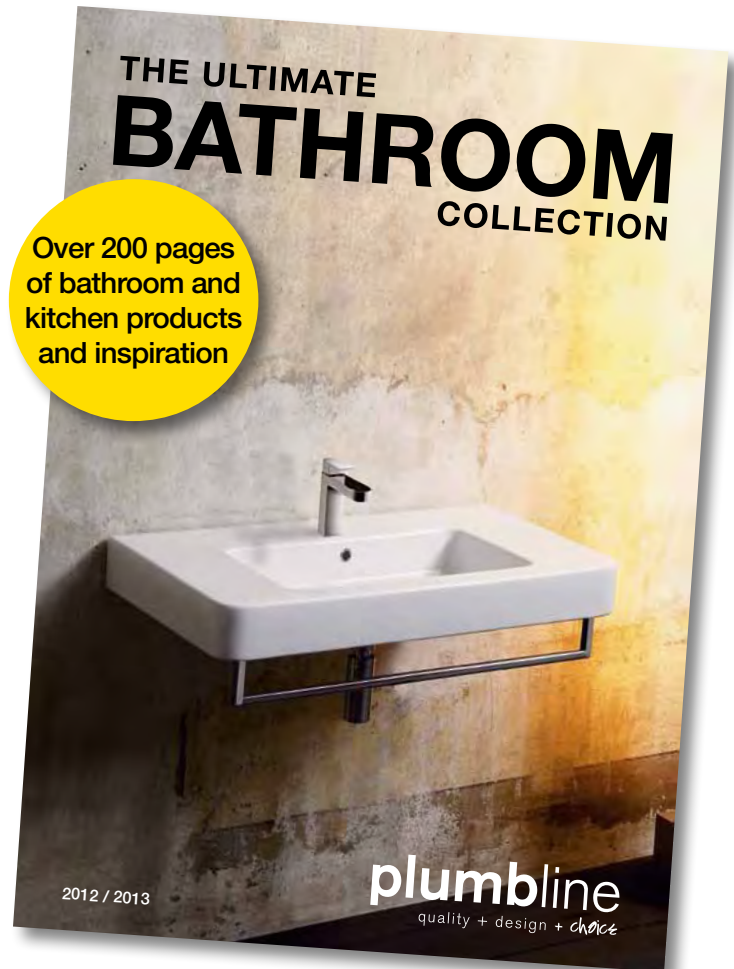


Resene Roadster

Resene Livewire

Resene Monza

RENOVATING YOUR BATHROOM?
BUILDING A NEW HOME?
NEED INSPIRATION?
**NEW PLUMBLINE
CATALOGUE OUT NOW!**



REQUEST YOUR FREE COPY TODAY
Freephone 0800 001478
Email info@plumblime.co.nz


plumblime
quality + design + choice

WELLINGTON SHOWROOM:
63 Kenepuru Dr, Porirua
T 04 568 9898

AUCKLAND SHOWROOM:
(Inside Evoque Interior Inspiration)
23 Davis Cr, Newmarket
T 09 526 0136

Products available through all leading bathrooms showrooms nationwide

www.plumblime.co.nz


Resene
Half Villa White 

colour is appropriate to create a wonderfully strong hub of the home. The colour palette is not only brave but very well balanced. Special consideration was given to the fact that this renovation had to function not only as a family kitchen and utility room, but also was to be used for the filming of television commercials, cooking presentations and food styling. The clients were looking for exciting visual impact and colours that reflected their colourful personalities. Resene colours create an extraordinarily memorable space and link with the new tropical green outdoor area.

Colours used: Resene Moxie, Resene Sea Fog, Resene Pursuit, Resene Alabaster and Resene Lemon Grass.


A **Residential Interior Maestro award** also went to Eucalyptus Design & Interiors for the Kingsland Art Project. European mural artist Erno Hajos worked with the owner and designer to create an unexpected floor embellishment that meanders organically across the living room floor into the kitchen and through to the bathroom entrance. The subtle enduring choice of colours feels moody and sensual. It works well with the concrete backdrop while a blackboard wall adds a playful element so it doesn't feel too somber.

The floor's dark colours are continued as bold horizontal bands along the walls in various materials creating a second link between rooms and drawing the eye from one space to another. **H**



Innovative floor art impressed the judges. The project is by Eucalyptus Design & Interiors.

 Resene
Armadillo

 Resene Blackboard
Paint Black

Resene 
Lemon Grass



DRESS UP YOUR WALLS



Be brave, change often; redefine your interior space using colour, texture and design that is only achieved with wallpaper.

Dress your walls with Vision and make them as unique as you are - new seasons collections like Black & White II pictured above, are arriving in stores now, seek them out and be inspired.

To find you local stockist go to www.visionwalls.co.nz and re-discover the beauty of wallpaper.

VISION
wallcoverings
www.visionwalls.co.nz

fashion-forward fabrics

Sumptuous colour, edgy patterns, artisan styling and texture – today's home textiles are delicious.

Our homes are an extension of our personalities. A house is a blank canvas. Paint and furniture are indicative of who we are and the story we want to tell. The fabrics we choose for our window dressing and furniture adds extra dimension to help our personality shine through. Although we have our individual tastes, a guiding hand from industry experts can help to give us direction and centre our ideas.

Here are some of the latest trends in fabrics this year that are sure to create beautiful and enjoyable spaces in your home.

Richly coloured upholstery fabrics from the Imperial range by Warwick Fabrics.



Above Aspen from Textilia.

Left Mandarin Flowers from Textilia.



colour

Use lots of colour! It's the best way to accent a room and create cohesion. Julia Weiss of Warwick Fabrics says colour palettes are beginning to warm up, "with natural warm tones, gold and oatmeal offerings." Pumpkin, spicy burnt yellow and oranges are key tones from this trend. Look to your favourite colours, and then choose the more sumptuous interpretations of them. So green would become emerald and blue would turn to an inky denim.

The spring and summer seasons are also celebrated by using pops of colour against neutral backgrounds. Zingy greens or fresh vibrant primaries like citrus yellows are perfect for this. Bright neon colours are favourites of Katrina Glenday of Citta Design and are being off-set by powdery pastel tones.

pattern

Patterns and prints are making a strong comeback. Think oversized florals, large-scale designs, geometrics with contradicting soft curves, and ikats (ethnic Indonesian fabric). Celia Faris of James Dunlop has seen a prevalence of “innovative yet contemporary interpretations of historical designs, like batik designs with modern colours or traditional toile that has been rescaled and has clashing edgy colours.” Digital prints of patterns are emerging in home furnishing following the growing use of digital print in fashion, which allows designers to create large scale prints in many colours.

Watercolour and ink-washed patterns are another trend, adding a beautiful, artistic element to a room. It's like having a painting on your curtains or cushions.



Left Resene Curtain Collection Tease in colour Flame. The wall is Resene Half Pravda.

Below Midsummer Day by James Dunlop.



Resene Curtain Collection Captivate in colour Charcoal. The wall is Resene Perfect Taupe.

Below Resene Cushion Collection Diva, in Charcoal.

paint's in good company

Since Resene's foray into soft furnishings, its curtain - and now cushion - collection has gone from strength to strength.

Created to help you find a curtain fabric to go with your favourite Resene colour, the fabrics have suggested complementary paint colours for each fabric colour. The selection includes fashion stripes and patterns through to neutrals designed to complement a wide range of colour schemes.

Select your favourite Resene Curtain Collection fabric and purchase custom-made pencil pleat curtains from your local Resene ColorShop and get them delivered to your home or get your curtain specialist to produce curtains, roman blinds or other drapery to suit. These fabrics are suited for window treatments and other soft furnishing items.



Choose blockout backing for your curtains to help keep the warmth in over winter and keep the room darker by blocking out more sunlight in summer.

See www.resene.co.nz/curtains for the full selection of Resene fabrics and cushions.

Resene Red Hot 



weave and texture

Layering different textured fabrics is a key way to create dimension and depth. Velvet is a delicious example of this trend because of its luxurious texture and the rich, bright colours available. Pair velvets with weighty textured linens, or put crisp cottons with soft voile for a real feel of indulgence. Another wonderfully textured and hardwearing option for upholstery is wool. This part of the world has such an affinity with wool that it makes sense for it to be a popular choice for home textiles.

Developments in technology have changed the way fabric and designs are created, creating more options. As Katrina of Citta Design says: "We do see a lot of interesting and unique fabric weaves, allowing us to create pattern with weave rather than print, which is fantastic."

Left Textured fabrics from Textilia.

Above Anthropology from Warwick Fabrics.

Above right Fabrics from the Resene Curtain Collection.



style

Personal taste and style is fundamental when choosing any element for your interior, including fabrics. Currently there is a strong desire for individuality. People are tired of the contrived formulas of mass production. Kristine Allen of Textilia has seen an emphasis placed on relaxed fabrics, and vintage effects in textile treatments and finishes. Kristine says there is a high demand for artisan quality and workmanship. "The handcraft influence is more obvious with design reference to knitting, hand-dyed effects, appliqués..."

Bianca Gardiner of Mollers describes this 'rustic organic' trend as "a new type of relaxed luxury". Where "key features of this trend are hand made, knotted and frayed and mixing raw and refined finishes together." **H**

words Lakshmi Beresford

Resene Hero 

Gorgi.co.nz
the home of all things gorgeous



Style without pretension, Gorgi brings you great New Zealand design and textiles.

Become a Gorgi member for 10% off every order, plus enter the code HABITAT and receive an extra 5% off.

- Baby
- Kidsroom
- Grown Ups
- Homeware
- Gifts

www.gorgi.co.nz



renovate the right way



Get the technical know-how on renovation with the new BRANZ *Renovate* series. This five part series details everything you need to renovate houses from different eras. With crystal clear drawings highlighting typical construction methods, these books are an essential industry resource.

Purchase today from www.branz.co.nz or call 0800 80 80 50 (press 2).



www.renovate.org.nz

renovate
The technical resource for industry



why architects choose altherm window systems

www.altherm.co.nz or facebook.com/AlthermWindows



ALThERM WINDOW SYSTEMS™ is an APL brand


bright idea



Resene
Deep Oak

a clever bedhead

Take two old doors, wallpaper and some timber stain for a stunning new bedhead.



Resene
Indochine 21637

This bed is a sumptuous example of the proverb 'waste not, want not.' Christchurch craftsperson and artist-owner of Corporate Art Solutions, Amanda Clarke, has created a bedhead which rivals the look of any of those found in top-ranked hotels.

Because this bedroom opens opposite a poolside pavilion, Amanda was conscious that the room would also function as an afternoon living area during summer. The bed therefore needed to work as a couch, with comfy back-rest qualities.

Amanda used two pine sliding doors that used to be on an upstairs cupboard then upped the glamour quotient by choosing a fearless Resene-imported wallpaper, Indochine 21637, inside the doors'

panels. Around the outside, she's darkened the pine using Resene Colorwood interior wood stain in Resene Deep Oak.

To tie in with the pool's reflective surface and visually enlarge the space, Amanda has used Resene Periglacial Blue from the Karen Walker Paints range on the walls, and Resene Pure Pewter from the Resene Metallics and Special Effects range to transform concrete blocks outside. Shelving was added to each side of the bed by chopping a solid oak cabinet in half. **H**

Resene
Periglacial Blue

Resene
Pure Pewter

words Liesl Johnstone
pictures Juliet Nicholas

romancing the home

did you know...

that there is a new Karen Walker Paints range of colours? See www.resene.com/karenwalker for inspiration.

Right Walls in Resene Quarter Parchment are a restful backdrop for the eclectic collection of objects. This sitting area is an extension of the kitchen.

Far right The 1870s Akaroa cottage is painted Resene Hermitage with Resene Quarter Spanish White trims, a perfect foil to the pretty garden.

 Resene
Robins Egg Blue



Not much escapes the paint brush in the cottage of this talented homeowner.

Some people and their houses possess a kind of magic. Take Kirsty Cashmore. It helps that she lives in the dreamy, romantic, French-settler village of Akaroa, on Banks Peninsula near Christchurch. It also helps that she knows exactly how she loves to live. It's all about 'slubby' colours, textural contrasts, elegant antiquity and authentic materials. In two words her style is "rustic grandiosity"; an oxymoron perhaps, but true nevertheless.

Colour is one of her main backdrop ingredients. Genteel, elegantly antique furnishings with quality faded fabrics are the others.

Kirsty protests that she has no researched method of getting the colours perfect for her 1870 cottage. She just "gives things a go".

"If you sit and think about changing something too much, you end up scaring yourself and not doing anything. Just get in there and do it."

As business owner of Tully Linens in Akaroa, Kirsty likes to inspire people to boldly follow their stylistic dreams. "How often do men ask their wives' permission to buy a new fishing rod, or new tyres? So why should people (often women) restrain themselves when it comes to colours, paints, linens or antiques?"

Kirsty quickly adds that her partner Tom is great like that, not raising objections when she wants to change, paint, or add something to a scheme. "Tom's happy when I go for it with paint. I'm over the look of wood everywhere. It's been done to death in this country, and it's often just too dark, especially downstairs. I really love the pale, uplifting effect of whites, warm greys and blues against which you can have accents of favourite shades. In my case they're often aubergines, raspberry reds and greens."



Below Kirsty proves a functional kitchen is no bar to stylistic elegance.

Left Kirsty stresses that nothing is irreversible. Water-based effects in particular are easy to paint over.

Far left A collection of enameled spoons perfectly matches the house's paint palette.

Below left The dining room walls are Resene Foggy Grey.

Resene
Hermitage



Although Kirsty describes her style as “eclectic shabby chic”, there isn’t much here that could be dubbed truly shabby. Kirsty’s unerring eye means the house has more of Versailles about it than she admits. Elegant, ornate and unusually detailed mirrors, candlesticks, silver and glassware abound. But while this home may be French and Scandinavian in its interior influences, it’s a more rustic, collector’s take than a polished Parisian one.

Kirsty doesn’t paint walls and ceilings in isolation. She’s after a total effect, and that means coating floors and furniture too. And nothing, she stresses, is irreversible. Water-based effects in particular are easy to paint over, or even remove.

Aware of the need to avoid cold-looking whites, Kirsty mixes up her neutrals. “The secret really is to contrast several whites against each other. In different lights these shades reveal their subtle qualities, so that the overall effect avoids sterility and chilliness.”

All of the floor-boards in this two-storeyed cottage are Resene Ecu White from the Karen Walker Paints range, while most of the walls are Resene Quarter Parchment. The latter is valuable for being a warm white without being cream, Kirsty says. The dining room walls are ➤


Resene
Foggy Grey



did you know...

that the Resene Kitchen & Bathroom range combines anti-bacterial silver protection and MoulDefender mould inhibitor, perfect for minimising unwanted nasties in kitchens, bathrooms and laundries? Available in semi-gloss, low sheen and flat.

Above The quirky candle tree and the clawfoot bath, which came with its silvery finish, were found objects. The door and trims are in Resene Quarter Spanish White.

 Resene
Quarter Spanish White



The headboards are painted Resene Robins Egg Blue. The bedrooms are where Kirsty can give her love of fabrics full reign.

Resene Foggy Grey; a choice she loves because of its warm depth and strength. Ceilings and doors are Resene Quarter Spanish White. She has also used Resene Robins Egg Blue and Resene Sea Fog.


Not many objects make it past the front door without escaping Kirsty's paint brushes. She once bought a khaki-coloured industrial enamel locker for just \$40. Now painted Resene Robins Egg Blue, it's a fabulous (and useful) hidey hole for Kirsty's acquisitions. The same applies to a tall wooden dresser in one of the bedrooms which is actually a Japanese Kimono cupboard. Even the cupboard's fabric received a coat of paint, because it wasn't immediately to Kirsty's taste.

"I think I'm a bit ADHD really. I paint for a quick result, often only one coat. But that's the look I'm after anyway, not something uniform, glossy and perfect. My techniques give the right finish almost by default." The floors do, however, get several coats of paint, and often a touch up every few years.

Kirsty sighs. "I have so much stuff, and that's where the shop comes in." As Kirsty paints, she's already planned which soft furnishings and fabrics will work against the backdrop colours.

"Most people who come into Tully Linens are kindred spirits and become regular customers," Kirsty says. As they live throughout the country, her new website – www.tullyhouse.co.nz – has been urged on by them for years. H

words Liesl Johnstone
pictures Juliet Nicholas

Resene
Quarter Spanish White 



Most of Kirsty's furnishings are found and rejuvenated

Resene
Robins Egg Blue 


Get the look with Resene SpaceCote Low Sheen tinted to Resene Quarter Parchment

Resene
Quarter Parchment 





Bedlinen:
Tully Linens, Akaroa

Resene
Sea Fog 



Get the exterior look with Resene Lumbersider tinted to Resene Hermitage and trims in Resene Quarter Spanish White.

Resene Quarter
Spanish White 




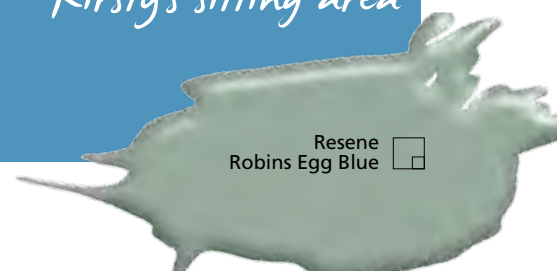
Get the painted floorboard look with Resene Waterborne Sidewalk tinted to Resene Ecru White

Resene
Ecru White 

Resene
Hemisphere 

turn the page for alternative looks to Kirsty's sitting area

Resene
Robins Egg Blue 



“ Our family is warmer and healthier thanks to Metrofit ”

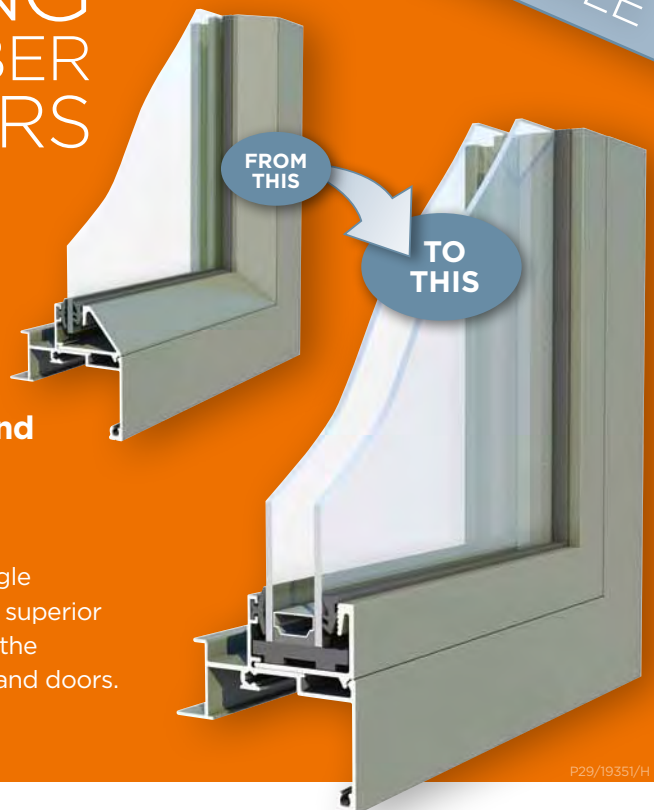


DOUBLE GLAZE YOUR EXISTING ALUMINIUM OR TIMBER WINDOWS & DOORS

- ▶ Reduced exterior noise
- ▶ A healthier home for allergy sufferers
- ▶ A more comfortable home all year round
- ▶ Do one room or the whole house

Metrofit custom-fits double glazing into existing single glazed joinery. This isn't a clip-on solution, these are superior insulating glass units manufactured to complement the existing style, function and colour of your windows and doors.

DEFERRED
PAYMENT OPTIONS
NOW AVAILABLE



P29/19351/H

alternative solution - it starts with the rug



before

^ This contemporary and elegant room uses walls in Resene Eighth Malta, trims in Resene Half Black White and a feature wall in Resene Meltwater. The timber floor is finished in Resene Deep Oak from the Resene Colorwood interior wood stains range. The room also features a mirror from Sarsfield Brooke, a Trio side table by DesignMade and a Criss Cross Bubble pendant light by George Nelson from Matisse. The chairs are recovered in Grange fabric, colour Sand, from Textilia.

□ Resene Eighth Malta

traditional forms meet contemporary colour



Anna Cuthbert of Cuthbert Interiors suggests this alternative scheme:

This scheme uses fresh contemporary colours but also includes some traditional forms, such as the roll arm and the turned leg on the sofa, to honour the age of the house. The inspiration for the colour scheme comes from the gorgeous New Zealand-made rug. Dark Wenge timber for the shelves and mantel as well as a black basalt hearth give a modern feel; the sofa legs are also stained dark. A feature wall in Resene Meltwater sits behind the shelves and serves to highlight any ornaments. Other walls are in the soft warm neutral of Resene Eighth Malta. I'm a big fan of supporting local businesses so most of the products here are locally made.

mobile 021 379 208 **email** anna@cuthbertinteriors.co.nz



illustration
Malcolm White

Resene Meltwater 




Harlo armchairs

Insight Furniture
www.insightfurniture.co.nz
09 524 0499



Woodmates venetian blinds,
colour Ecu

Luxaflex
www.luxaflex.co.nz



Tembok rug in turquoise
by Harlequin

DesignMade
www.designmade.co.nz
09 529 2007



Barbara Coupe cushion
www.homeinteriors.co.nz



Resene Half Black White 



Resene Bonfire



Resene St Kilda



Resene Escape



Copper sofa

Forma
www.forma.co.nz
09 368 7694 or 07 854 9495



Resene Deep Oak





^ A fresh and fun scheme enlivens this room, with a chimney breast in Resene Spotlight and walls in Resene White. The trims are Resene Half Thorndon Cream, while pink, yellow and green accessories finish the look.

 Resene Spotlight

vibrant colour brings a fun element



Lisa Brook of Urban Habitat suggests this alternative scheme:

The room is designed around the fireplace, which has been painted in Resene Spotlight for a contemporary edge. Vibrant splashes of colour have been added to the room to make it fresh, youthful and fun. Adding a roman blind and voiles at ceiling height visually increases the window size and the oversized mirror in the alcove reflects light coming through the window. Painting the walls in Resene White keeps the space light and airy, while the modular sofa and casual floor cushions allow for plenty of seating in this compact space. Side tables and a rug add contemporary elements to contrast the traditional style of the fireplace. The ornate chandelier, distressed metallic mirror and soft voiles add vintage romance and some fun and funky pink accessories matched to Resene Smitten and Resene Bambina add a final burst of colour in this modernist yet traditional scheme.

mobile 021 558 794 **email** lisa@urban-habitat.co.nz



illustration
Malcolm White



<
Damasco chandelier
Accent Lighting
www.accentlighting.co.nz

>
Japanese Dolls cushion
Bolt of Cloth
www.boltofcloth.com





Resene
Half Thorndon Cream 


>
Artic Daisy (Frost)
Designer Rugs
www.designerrugs.co.nz
09 300 6116


V
Black tempered glass table set
Iconic
www.iconic.co.nz
09 480 8386



Resene 
White

 Resene
Smitten

 Resene
Bambina

 Resene
Kandinsky



>
Charles sofa
Matisse International Furniture
www.matisse.co.nz



win with *habitat*

Enter online at www.winwithhabitat.co.nz or for postal entries, put the name of the item you'd like to win on the back of an envelope. Remember to include your name, email address, street address and a daytime phone number. Then post to:

win with *habitat* competition
Tangible Media, PO Box 78070
Grey Lynn, Auckland 1021

Advice from a TV guru

Refresh is a design and build renovation specialist with a fresh approach to renovations. To help you get inspired, they've given us copies of *Kevin McCloud's Principles Of Home: Making A Place To Live*, a book brimming with practical and inspirational information. Best known for the UK TV series *Grand Designs*, Kevin provides detailed advice on design, construction and style, addressing very real and solvable domestic issues.



We have 10 copies of *Kevin McCloud's Principles Of Home: Making A Place To Live*, worth \$34.99 each, to give away. Prize courtesy of Refresh (www.refreshrenovations.co.nz or call 0800 33 60 33).

Resene Breeze

Mix it up, with colour

This yummy cranberry-coloured Scraper Mixer Pro from Breville will make you peckish before you've even started. The innovative Scraper Beater wipes the sides and bottom of the bowl with every turn, cutting mixing time by up to 60%. Not only does it leave ingredients mixed better, but there's now no need to stop and scrape down the bowl with a spatula. The mixers also come in black sesame, stainless steel and white sherbet. Available at leading appliance stores.

We have one Breville Scraper Mixer Pro (model BEM800CB) in colour Cranberry Red, valued at \$759.95, to give away.



Resene Clockwork Orange



A safer bounce

Springfree trampolines are a safer way to bounce, and give you more jumping space to have fun. Springfree™ Trampolines use flexible composite rods that lie beneath the jumping surface and out of harm's way. Springfree™ Trampoline's SoftEdge™ mat is 30 times more shock-absorbent than pads.

Springfree™ Trampoline's frame is well beneath the jumping surface so you can't hit it. Springfree™ Trampoline's FlexiNet™ enclosure uses flexible net rods to cushion jumpers and prevent falls. Visit www.springfree.co.nz or call 0800 586 772.

We have one Springfree R79 trampoline, valued at \$1699, to give away.

Resene Westwood

Conditions of entry: Competition is open to NZ residents only. All employees, and their immediate families of Resene Paints Limited, Tangible Media and their advertising agencies, are ineligible to enter. Prizes may not be exchanged or redeemed for cash. Competition closes 5pm, 15 March 2013.

LOST

Hiding in a drawer out of sight out of mind. A dishwasher that loves cleaning up and that the family loves to use. When you need to clean up as fast as possible, you can rely on a drawer that loves doing the dishes and cleaning up after the kids. Welcome to domestic bliss.



DISHDRAWER[™]
TECHNOLOGY

Fisher & Paykel

fisherpaykel.co.nz

memories are made of this

Take one special image and use it to inspire a memory board for your photos and memorabilia.



You will need

- Half a sheet of grooved plywood, 1200mm x 1200mm
- Four lengths of 300mm x 50mm beading for the frame
- Handsaw and mitre box
- Testpots of your chosen colours: we used Resene Triple Pearl Lusta, Resene Jordy Blue, Resene Evolution, Resene Double Pavlova.
- Paint brush
- Coarse 80-grit sandpaper and sanding block
- Liquid nails and clamps

- | | |
|---|---|
|  Resene Triple Pearl Lusta |  Resene Evolution |
|  Resene Jordy Blue |  Resene Double Pavlova |



7TH GENERATION

Fisher & Paykel created the DishDrawer™ over a decade ago and revolutionised the way we clean our dishes. Since then we've made constant improvements increasing reliability and reducing noise levels. We continue to design ergonomically superior DishDrawers™ that require less movement to open, load and close. We have also found new ways to make dishwashing even easier by increasing the height of the drawer to allow for even larger plates and platters.



To start

Choose your favourite image and upload it to the Resene Colour Palette Generator at www.resene.com/picturepalette to create your colour scheme, or use the new Resene ColourMatch app for iPhone or Android.

Step 1

Using the lightest of the colours, give the entire board one coat of paint.

Using the other colours, paint each 'board' a different colour leaving some in the base colour or in sections as we have done, again leaving some in the base colour. Don't worry if it looks a little patchy; you want an aged look anyway.

Step 2

Sand back the topcoat colours for a distressed effect. Use a sanding block and sandpaper, pull the block in one or two firm strokes along the boards. Don't worry if you get it wrong as you can just repaint another topcoat and sand again.

Step 3

Paint the framing timber in the lighter basecoat. Measure to fit the sides (it will sit on top), and mitre the corners.

Step 4

Fix to the top of the board using liquid nails. Clamp if necessary while drying.


styling Sharon Newey and Lisa Morton
crafting Philippe Morin
pictures Tony Brownjohn

Fisher & Paykel

fisherpaykel.co.nz

kitchen of many colours

No fewer than 11 paint colours were used in the creation of this very bespoke kitchen.

Resene
Eighth Parchment 



Left Ros's strong women forebears are an inspiration, and why this china cabinet, in Resene High Noon, is so important to her.

Above Resene Hazard peeks out of a laundry cupboard.

Above right For a kitchen that looks so restful it has a lot going on – 11 colours, a laundry corner, breakfast nook and two external doors. The island cabinets are Resene Double Napa while the walls are Resene Quarter Parchment.

Right Ros made the stained glass panels above the pantry herself.

Resene
Hazard 





When a building inspector said, “at least you haven’t had to do anything to the kitchen”, Ros didn’t know whether to hit him or hug him. Although she had laboured over her kitchen, this was a high compliment for it meant she had achieved her goal - to make this kitchen look like it belonged to her Arts and Crafts house and not look ‘new’.

With hand-painted cupboards, a rainbow of colours, five different handle styles, self-made stained glass, metal edging on shelves and a rough concrete face to the island bench, this kitchen is a triumph of personal style.

The inside of the glass-fronted cupboards that are scattered throughout the kitchen are painted unexpected and bold colours like Resene Hazard (orange), Resene Blumine (teal) and Resene Kashmir Blue. The cabinetry is also a variety of colours from Resene High Noon to Resene Napa. Even the floor is two-tone, in a traditional chequered pattern using cork tiles painted with Resene Half Napa and Resene Eighth Parchment.

Ros had already liaised with three kitchen designers before contacting Celia Visser, who created a design that made sense, >

Functional.
Practical.
Reliable.

(ALL THIS AND A PRETTY FACE)

Low pressure never looked so good!



MANA GOOSENECK
SINK MIXER - MNO1G
FOR ALL PRESSURES

Not only does Foreno have an exceptional range of low pressure tapware solutions - they have low pressure tapware solutions in the latest of designs. So, even if you don't have mains pressure, you can still have cutting edge style in your home.

Want reliability? Foreno are the only tapware company to have achieved CodeMark status in NZ. This means that all Foreno products with the CodeMark tick are deemed to be pre-approved by regulatory building authorities. That's quality you can rely on.

You can read more about CodeMark and check out the range of QUALITY, INNOVATIVE and HEALTHY TAPWARE available on the Foreno website.

www.foreno.co.nz

Ph: 0508 FORENO (367 366)



Watermark Certified Tapmakers



I want to Hettich my kitchen.

"After seeing your gorgeous new kitchen we're going to Hettich our entire renovation: kitchen, bathroom, living room and bedroom!"

"Hettich has thought of everything: soft close drawers and doors, designer handles and fabulous lighting."

"I'm off to our local Hettich Endorsed Showroom to get our plans started!"

Find your local Hettich Endorsed showroom at hettich.co.nz





Above A new dining nook takes advantage of the sun through gorgeous second-hand windows.

helped choose the colours and co-ordinated the many people it takes to produce any kitchen, let alone one like this. Previous designs had looked too contrived, but Celia understood what Ros was trying to achieve and was unfazed by her strength of conviction. Husband Gerald was a patient sounding board but basically left them to it.

The laundry was relocated and a cute breakfast nook took its place, dressed with a preloved table and old church pews.

While Ros was inspired by the highly individual work of international kitchen designer Johnny Grey, she sees her kitchen as having strong local influences and is inspired by the strong pioneering women who carved out the foundation of an egalitarian society. "Style without snobbery," as Ros puts it. It's also influenced by the South Canterbury farmhouse of her childhood, where you leave your gumboots at the door and share wholesome food. Which is why Ros's cupboard filled with family china is so important to her.

Says Ros: "It's Pacifica, too. The paua handles place me in the Southern Hemisphere and remind me of the sound of the sea, being barefoot in the sand, the smell of fish in the boat..." Contemporary influences also get a look in, in the form of a cheeky stencil above the bench by local street artists Cut Collective.

Wherever she could Ros introduced elements that had history. A circular slab of rimu set into the corner of the bench is recrafted from pieces found inside the demolished walls of the old laundry. Its robust steel leg is set into a ring of concrete found on the property. The original kitchen cabinets were actually dresser tops so three of these were recycled into the new kitchen.

The kitchen continues to evolve. And if Ros or Gerald get tired of the colours, because everything is hand-painted, they can just change it. **H**

words Sharon Newey
pictures Frances Oliver



Get the look with Resene Enamacryl tinted to Resene Kashmir Blue

Resene Kashmir Blue 

Get the look with Resene SpaceCote Low Sheen Kitchen & Bathroom tinted to Resene Parchment

Resene Parchment 




Granite bench: Kashmir White by Elite Kitchens

Design by Celia Visser Design,
www.celiavisser.co.nz

Resene Half Craigieburn 

Cork tiles: painted in Resene Half Napa and Resene Eighth Parchment by Cork Concepts,
www.corksupplies.co.nz

Resene Eighth Parchment 




Paua handles: Simon Edmonds Design

Stencil angel: Cut Collective


Resene High Noon 


did you know...

that Resene tinters are non VOC, highly concentrated automotive-grade tinters so you can get your favourite colours tinted into Resene decorative paints without adding unwanted VOCs? The tinters are very durable and are exclusive to Resene.

Resene Blumine 

Resene Napa 

Resene Quarter Parchment 



her home as a canvas

This artist treats her vibrant home as an extension of her art.



Left Val prepares signs for the Picton Little Theatre in the living room, with walls painted in Resene Paua (deep blue) and Resene Wasabi. The mid-blue ceiling is a home-made mix of Resene Paua and Resene White.



- Resene Malibu
- Resene White Thunder
- Resene Paua



Above left Jan, a fabric sculpture, is one of the women Val wishes she had as a role model growing up. The wall behind is Resene Wasabi.

Above The master bedroom, painted in Resene Malibu, has a tapa cloth from time Val spent in Tonga with Volunteer Service Abroad. The plastic flowers are from the couple's wedding party.

Left One of Val's vibrant sofas.

Val Griffith-Jones' downstairs bathroom sums up her passion for colour – bright ribbons of paint tied together by a bold red floor. The Marlborough artist, whose very home is a canvas, used a collection of Resene testpots from her garage to create the stunning striped wall.

Her husband Don McDonald designed their Waikawa home, but gave Val carte blanche when it came to the colour scheme. For someone so enamoured with all colours, that was both exciting and excruciating. "I had the knowledge that once you have chosen one colour, everything else hooks on. All the other colours have to relate to it."

The deep, papal-purple-blue of Resene Paua is a backbone for the home's colour scheme. The couple decided to use colour to create individual spaces in the home. "It's a small house, but you feel like you have identified rooms with a different atmosphere or feeling in each."

In the perfectly cluttered living room, the Resene Paua wall stops and Resene Wasabi begins, a fresh green that is accidentally a "very close relation" to the home's Resene Rain Forest exterior.

Val's love of colour isn't limited to paint. Her passion for textiles is put to good use in everything from bright retro cushions to bold hand-painted curtains and vintage burnt orange carpet. Her own outfits complete the package, with bright colour and pattern from head to toe.

It is through fabric that Val exercises her art, forging the most amazing creations out of apparently mundane materials, using the 'womanly arts' of knitting, crochet and felt, stuffing and stitching. >



Above Colour is what "it is all about" for artist Val Griffith-Jones, in her paint-striped bathroom.

Resene Wasabi



ECODURE

THE INTELLIGENT CHOICE.

Contemporary, rustic, glamorous, industrial, minimal – whatever your style there’s an ECODURE flooring to suit.

Ecodure Bamboo and Oak flooring is the surprisingly affordable, intelligent choice for residential and commercial floors. Oak is the world’s most popular timber floor.

Compressed bamboo is the most dent resistant and sustainable natural flooring you can buy.

Bamboo Flooring Systems are New Zealand’s most experienced supplier, selling only the highest quality flooring available.



SHOWROOM AND HEAD OFFICE



61 Barry’s Point Road,
Takapuna, Auckland

Ph 09 489 3602

e-mail sales@bambooflooring.co.nz

www.bambooflooring.co.nz
and www.oak-flooring.co.nz

ECODURE Compressed Natural Bamboo

-  Resene Mailbu
-  Resene Geraldine

Below The home’s Resene Rain Forest exterior hints at the cacophony of colour to be found inside.

Bottom The Resene Geraldine bathroom with its Resene Paua bath.

Her latest exhibition *Do Make/Make Do* was all about using the ordinary to make the extraordinary, with knitted and crocheted couches, miniature and fragile tents with knitting needle poles, tiny woollen jerseys and her wonderful fabric sculptures, many of which were created to represent the role models she wished she had as a child in 1950s London. “I wish I had heard Mum belly laugh, drink gin and dance on the table,” she said in an exhibition blurb discussing the confines of many women’s lives back then.

Sitting on one bookshelf in her living room is Jan, a ‘freewheeling’ alternative woman from the role-model series. On a nearby table Brenda and Bev, two middle-aged women in bright lipstick and fingernails, show their stuff. “The story is they go to the singles dance together. They need each other for support but they are in competition with each other,” says Val.

The coffee table is strewn with sketches and her upstairs studio is geared for future creations. “That’s partly thanks to the home. Being in a space that you feel really good about is conducive to more creativity, I think.” **H**

words Sophie Preece
pictures Tim Cuff



"Once you have chosen one colour, everything else hooks on."

Excellence in Furniture

since 1958

CRAFTED ■ QUALITY ■ INNOVATIVE ■ TIMELESS

**NEW
CATALOGUE
OUT NOW!**

View online
today.



When you choose Danske Møbler furniture, you know you are choosing unique style, quality and value. That's a decision you will never regret.

FREE in-home furniture consultations available.

Conditions apply.

Eden
OUTDOOR FURNITURE

Stressless
THE INNOVATORS OF COMFORT™

calligaris 
ITALIAN DESIGN

AUCKLAND
HAMILTON
TAUPO
HASTINGS
PALMERSTON NORTH
LOWER HUTT

DANSKE
MØBLER

advertising feature

garden oasis

Extend your living space – create a sanctuary to relax and entertain in the garden.


Perfect for lounging about, this four-piece occasional wicker-style setting includes a three-seater lounge and two single chairs as well as a 900mm square teak table.

If you don't have the space or budget for an outdoor fire, try a portable chimenea or Mexican oven for ambiance and warmth. This one includes a barbecue grill, pizza stone and removable top.



A café-style setting for a quiet corner, this 600mm-round mosaic table and two chairs feature steel construction and can be bought as a set, \$249, or separately, table \$109 and chairs \$74.98 each.

Use potted flowers like you would use cut flowers inside. Pop them on the outdoor coffee or dining table as a centrepiece.



Don't forget the details. Just like interior spaces, outdoor living areas and gardens come alive with accessorising – a statue set into a corner, a flare in the flower beds, or a potted plant in an unexpected place.




the outdoor experience

A place to relax, play and entertain – we love our outdoor living areas. As well as furniture and accessories, the right garden plants can transform an outdoor area. Our garden team can give you advice on your seasonal planting needs as well as explain to you how to provide on-going plant care.

In fact, that's what makes Mitre 10 Mega stores such exciting places to visit – everything is under one roof, and if you're looking for the right plants and gardening materials, the comprehensive gardening offerings at these stores are a must-see. So take a fresh look at your garden and take your shopping list down to Mitre 10 Mega.

creating a garden

- Plant instant colour to enliven your garden all year round; these plants are perfect for under planting, garden beds or in pots. Pinch off spent flowers to encourage new ones. Ensure plants in pots are watered regularly.
- Standard plants (those with a bare stem or trunk) enhance any garden setting, giving height and structure. Standards can be planted direct into the garden or in pots – choose a reasonable sized pot to avoid the soil drying out. Trim lightly after flowering to maintain their shape.
- Even small courtyard gardens can accommodate a lemon tree. They can be planted in large pots or added to the garden. To produce a good crop of lemons ensure the trees are mulched well, watered regularly, and fed with an appropriate fertilizer.
- When choosing shrubs ensure they are suited to the position of the garden and sunlight hours – read the back of the label for this information.



A variety of pot shapes and sizes looks great, just unify them by using only those in the same finish. We have used mainly glazed pots in various blues and greens, but you could try terracotta, concrete or timber planters as well. Glazed pots from \$19.98.

Lawn is an under-rated garden surface, and shouldn't be overlooked as somewhere to set your outdoor furniture. It's soft underfoot, keeps cool and gives that languid colonial feel.

**MITRE 10
MEGA**

Visit www.mitre10mega.co.nz for your nearest store.
Some products may not be available in all stores.



the big small garden

did you know...

that you can use Resene Concrete Stain to recolour concrete or pavers? See the Resene Decks, Paths, Driveways and Recreational Areas colour chart for colour options.

Above Marion's small but perfectly formed garden with the russet leaves of the magnolia *Nyssa sylvatica* in the foreground.

Resene
Koru 

Resene
Sea Fog 

Simple yet stylish was the approach taken by this seasoned gardener to her small site.

Discipline and restraint are concepts often applied to the design of small gardens. Marion Morris of Merivale, Christchurch, possesses both of these in spades (no pun intended).

She's an inveterate gardener, turning her hand to planning and planting many gardens during her life. After living in Auckland for 30 years, Marion returned to her home-town of Christchurch where she eventually settled at the end of a quiet central cul-de-sac. The house, designed by architect David Sheppard has an exterior painted in Resene Sea Fog with Resene Arrowtown detailing. Its north face opens to the outdoor paved dining area and main garden, where



top tips for small gardens

Be disciplined - you can't have too many different plants or materials.

Use standardised plants to visually open up the garden.

Espaliered plants, trained along a fence, need less room to grow.

Large pavers are less visually busy than smaller formats.

Below A quiet corner with a welcoming seat and potted plants. The walls behind are Resene Arrowtown and Resene Sea Fog.

Resene Jalapeno 

Resene Morepork 

Marion has used scale and repeating pattern to trick the eye into believing the space to be larger than it is.

While Marion sometimes sighs in regret at the limitations of her 389sq m land size, she has enjoyed designing the hard landscaping and planting to maximise what's wonderful about living small.

"I like rhythm and structure, so I really enjoy my three rows of *carpinus fastigiata* (upright hornbeam). I like *buxus* and topiary. As both lend themselves so well to small, ordered spaces, they work well here." The plants are offset by a wall painted in Resene Sea Fog.

The fact that Marion prunes the hornbeam as trees with measured gaps is part of the magic of this garden. Being able to look between them lends a certain mystery, as well as visually lengthening the garden. And while extensive use of concrete might be another answer to maximising the space and keeping maintenance down, Marion has employed restraint. "I don't like concrete. Where I use pavers, I've often used them alternately with squares of mondo-grass planting. >



Colour Courses

Make your next project stunning by using the right colour combination. Colour to its best advantage...know why, how and where it works.



Sean Walter Photography

Book now for the colour course
starting 11th February 2013
in Auckland

Comprising 8 weekly,
2-hour sessions

Wellington and Christchurch
workshops also available

Colour correspondence course:
module one now available

Please call **Debbie Abercrombie:**
M 021914449
E debbie@abercrombieltd.co.nz

www.debbieabercrombie.co.nz



Up the drive the mondo grass is black; around the house it's green."

She has also planted plenty of *Michelia yunnanensis*, a shrub with gorgeous green foliage, which becomes studded with large, perfumed white flowers in spring. While it's always tempting for a seasoned gardener like Marion to include her favourite things from all of her previous gardens, she says it's important to start anew with each different site.

"The main thing is that with a small garden, achieving success is not nearly as easy as with a large garden. The smaller it is, the more difficult," Marion maintains. "You just have to be committed to keeping it simple. Plus, you realise really large plants just can't be included, no matter how much you love them." Marion's referring to her favourite rhododendron trees and roses (up to 200 in one garden) she's cared for previously.


For colour in this garden, she's concentrated on adding soft yellows, terracotta and white to the greenery. To colour-balance her terracotta-toned tulips, she encircles them in blue pansies. In her garden border, Marion thinks nothing of removing plants and starting again. She's been here only a few years, but the border has been "totally redone".


Marion has planted colour combinations which change with the seasons for year-round interest. The white flowers of the topiary coincide with the tulips in spring, which then fade and allow white roses and delphiniums to take centre stage slightly later. As far as trees go, Marion has steered away from her favoured *Magnolia denudata*, toward a smaller-leaved *Nyssa sylvatica*, which has beautiful burnished leaf colours in autumn.

To the south of the house, Marion has a vegetable garden which feeds her all summer, plus a cherry tree, compost bin and clothes line. A classically derived rectangular water feature, echoing the shapes in the house, is a focal point at the entry to the garden, complete with water lilies and irises.

Marion believes in outdoor spaces having soul, which she says is attributable to the person behind the garden fully embracing a style that reflects the site and its house. **H**

words Liesl Johnstone
pictures Juliet Nicholas



Resene 
Double Barely There

did you know...

that Resene CoolColour paint is formulated with special pigment technology to reflect more of the sun's heat than standard paint, to reduce stress on the coating and surface, and keep them cooler? It's ideal for darker colours, like Resene Arrowtown used on this home.



Above left Irises sprout from the simple water feature by the front door. The wall behind is Resene Arrowtown.

Left Plenty of green foliage means a wall painted in Resene Sea Fog is a tasteful structural backdrop.

Below Exuberant planting, formally contained within a border, gives extra dimension to the small garden.

Resene 
Jalapeno



Get the look with Resene Lumbersider waterborne low sheen tinted to Resene Arrowtown

Resene 
Arrowtown



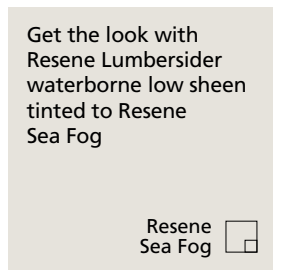
Carpinus fastigiata
(upright hornbeam)

Resene 
Planter




Clipped buxus

Resene 
Robin Hood




Get the look with Resene Lumbersider waterborne low sheen tinted to Resene Sea Fog

Resene 
Sea Fog



Rhododendron
Mi Amor

Resene 
Melting Moment

Resene 
Ayers Rock

turn the page for
alternative looks
for this garden




ALPINSTONE
architectural stone overlay.

Make your choice famous!



External & internal applications.



Pillars, feature walls & fireplaces




Pools, BBQ Areas, landscaping features

Get your project underway,
phone Alpine Stone...

0800 000 094
TODAY!

...and see our website:

www.alpinstone.co.nz



^ Colourful vegetables and fruit trees create a whimsical setting for outdoor dining and living, and are offset by Resene Koru garden and house walls.



Resene
Coconut Cream

a garden that combines bounty and style



Rachael Matthews of Hedge Garden Design & Nursery suggests this alternative scheme:

The aim is to create a gorgeous outside living space where the homeowners can get up close and personal with the birds and bees, flowers, fruit, fragrance and food! Picture a glass in hand, reaching out to pick strawberries, mint or lemons to garnish the drink of choice. Pathway lime replaces the lawn, and the walls are repainted a soft green, Resene Koru, which works well with the plant palette. Wider garden borders are edged in rusted (corten) steel. Cubed slabs of Oamaru stone mark the entrance to the garden and a pebble mosaic 'doormat' is practical and adds texture. Pleached copper beech hedging (hedging on stilts) is used to create privacy without taking up too much space and continues the russet tones in the garden. Fruit trees are espaliered on a frame and the existing topiary balls are rearranged more loosely. The rest of the garden is filled with edible flowers, vegetables, herbs and companion planting, set randomly rather than in straight lines. Out of shot, a table and chairs would be set for outdoor dining.

phone 04 971 5691 **mobile** 022 2227 224 **email** Rachael@hedge.co.nz

Resene Koru 



>
Ruth 1 and Flip footstool
(stool shown in illustration at left)
David Trubridge
www.davidtrubridge.com




<
Rainbow silverbeet





>
Oamaru stone
Parkside Quarries
www.oamarustone.co.nz
03 433 1134



Resene Alabaster 

 Resene Madam M

 Resene Centre Stage

 Resene Southern Cross



>
Yellow marigolds




illustration
Malcolm White



^ This edgy garden is a showcase of textural foliage and colour, using custom-made wire sculptures painted Resene Pioneer Red and Resene Pukeko, as well as a pergola in Resene Blackout.

Resene
White Thunder

foliage is king in this bold scheme



Paul Roper-Gee from Beca suggests this alternative scheme:

This contemporary garden has a focus on foliage plants. The lawn is replaced by broad planting areas on either side of a gravel chip path that runs centrally through the garden from the house. Varying plant forms and textures include clipped English yew as a boundary hedge and buxus balls informally clustered. These contrast with the flowing forms and bold textures of grasses, perennials and groundcovers, including feathered reed grass, plume poppy, Japanese temple grass and Japanese spurge. Steel reinforcing rod and wire sculptures painted with Resene Pioneer Red and Resene Pukeko are scattered through the plants for vertical accent and splashes of colour. Large pots are planted with iris confusa, there's a table and chairs for outdoor dining and a lightweight steel pergola painted Resene Blackout is draped in ornamental grape to give shade in summer and autumnal colour.

phone 03 371 3644 **mobile** 027 585 6946 **email** paul.roper-gee@beca.com



Resene Pioneer Red 



>
English yew
(Taxus baccata)

<
Acapulco chairs
Mamasita
www.mamasita.co.nz



>
Manutti Siena round dining table
McKenzie and Willis
www.mckenzieandwillis.co.nz
0800 888 999



Resene Half Baltic Sea 
Resene Westwood 
Resene Pukeko 
Resene Blackout 



<
Ironstone roll-top planters
Texture Plants
www.textureplants.co.nz
03 349 7296

>
Calamagrostis x acutiflora 'Karl Foerster'



illustration
Paul Roper-Gee

blooming brightly

Display gardens at this year's Ellerslie Flower Show made great use of colour.



Max's Pipe Dream

Inspired by the Upper Waitaki Hydroelectric Power Scheme and surrounding landscape, engineering company Beca managed to make even concrete pipes look sexy. Headed by senior landscape architect Paul Roper-Gee, it scooped the Judges Supreme Award, as well as two other awards. The Max of the title is Max Smith, project engineer for the hydro scheme. The Resene colours used, and their inspiration were: Resene Red Oxide from the hydro power station penstocks; Resene Toto from the hydro lakes; Resene Pirate Gold from the tussock; Resene Blue Marguerite from flowering lupins; and Resene Green Leaf from beech and wilding pine trees. This display also won a Resene Total Colour Award this year.

Resene
Toto 

Free Spirit

Created by Landscaping New Zealand's Canterbury members, this garden (below) was literally a work in progress, created during the show to demonstrate how landscape professionals work. Conceived by landscape designer Lyndell Shannon, the garden's name, Free Spirit, was taken from the Resene paint shade of the same name used on the walls. Design elements included a reflective pool traversed by a walkway, a beech forest, decking, a colourful tapestry of planting and a Llew Summers sculpture.



Resene
Free Spirit 



Gone to Seed

This garden is one for its time, as more people grow their own vegetables and fruit. Created by Rachael Matthews of Hedge Garden Design & Nursery in Wellington, it won her the Student of the Year award. The garden is packed with innovative ideas, including a composting system beneath the boardwalk and bean frames made from flax flowers, alliums, bull rushes and toetoes. The boardwalk was stained with Resene Timber and Furniture Gel in Resene Jarrah Tree and the fence was finished in Resene Lumbersider tinted to Resene Black to gently radiate warmth and help ripen the espaliered fruit (Resene CoolColour stain or paint is best for dark colours to reflect more heat). Macrocarpa sleepers retain the garden beds. **H**

pictures Juliet Nicholas and supplied

Resene
Jarrah Tree 

Beautiful, Durable, Renewable Bamboo®

Flooring that requires no sanding or finishing



 **Teragren**®


FINE BAMBOO FLOORING, PANELS & VENEER

Beauty with substance

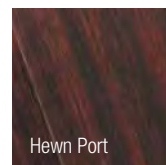
Teragren™ Portfolio strand bamboo flooring averages 154% harder than red oak, making this product ideal for high-traffic areas. Perfect for commercial and residential interiors.

Safe and renewable


Manufactured with environmentally safe materials from rapidly renewable Optimum 5.5™ Moso bamboo.




Honey Ridge




Hewn Port



Brown Sugar




Darby Brown




Hewn Tawny




High Tea



Midnight Black



Paris Black



Rich Cognac



New Country

Versatile style

With a choice of 10 distinctive colours and textures you will find it easy to complement your décor.

Plus there are matching stair parts and trims.

Easy Installation


Installation is simple and straightforward with the patented Välinge 2G fold-down, self-locking system. Just drop and lock each plank in place for a tight, clean seam that doesn't require glue, staples, or nails.

New Zealand Distributor

 **TILEWORKS**
Providing creative, sustainable, building surfaces

© 2012 Teragren LLC.

ph 0800 688 788
www.tileworks.co.nz



Tileworks is a proud member of the New Zealand Green Building Council

build a barbecue bench

Outdoor kitchens are all the rage. This one brings industrial chic – and practicality – to any garden.

You will need:

- Welding materials (including a mig welder and compressor), or a pre-made frame, or build one out of timber
- Sheet of 25mm or 32mm plywood (we used 32mm)
- Sink – we used an Aquatica Mega 240
- Tap – we used an Aquatica Forte sink mixer (made for indoor use but fine if reasonably protected)
- Skill saw
- Measuring tape and square edge
- Jigsaw
- Drill with hole bit
- Screw driver and screws
- Electric planer
- Sander and sandpaper
- Sealant to secure sink
- One litre of Resene Woodsman Wood Oil Stain tinted to Resene Driftwood
- Safety gear

The table frame is made from mild steel tube (approx 16 metres of 25mm square tube was used) which was ordered cut to length. It was then mig welded together, grinding all external surfaces smooth, primed, then painted in Resene Super Gloss enamel tinted to Resene Black. The frame can be made by a DIY enthusiast, or ordered readymade. Or, make a simple timber frame.



Step 1

Cut the plywood to fit the frame leaving an overhang all around. We used the full length of 2.4m then cut it to 620mm wide. Use the remaining width of plywood for the bottom shelf, cutting the length to fit. We left a space for a cupboard or rubbish bin at the end.

Step 2

Drill and screw the top to the frame. Attach the shelf.

Step 3

Measure and cut the hole for the sink, using the jigsaw. Measure and cut hole for the tap.

Step 4

Plane the edges if necessary, then sand with an electric sander and/or a sanding block.

Step 5

Before fitting the sink and tap, stain the plywood with Resene Woodsman Wood Oil Stain as directed on the tin. Silicon the sink into the benchtop, and fix the tap in place.

pictures Frances Oliver





1



2



3



4



5

Final



top tip

Stain your deck with Resene Woodsman Decking Stain to protect the timber from the weather and keep it looking good for longer.

All equipment and materials from Hirepool. Visit www.hirepool.co.nz or call 0800 HIREPOOL.

Aquatica sink and tap, and Meteor Deluxe six-burner hooded barbecue supplied by Mitre 10.





the ultimate decorating card is even better!

As well as the discounts on purchases at Resene ColorShops, you can present your Resene ColorShop Card or Resene DIY Card elsewhere and enjoy discounts on a range of products and services. Offers are valid until 15 March 2013 and are not available in conjunction with any other offer, discount or promotion. All companies reserve the right to amend or update their offers at any time.

ArtforArt'sSake
THE ART OF LIVING

15% OFF

Get 15% off the recommended retail price on any purchase (includes custom framing).

0800 10 10 15
artforartssake@extra.co.nz

Offer excludes sale or already discounted items, Art for Art's Sake loyalty cards and gift vouchers.

Resene Morepork

hirepool
hire the experience

15% OFF

Renovating your home is made easy with Hirepool. Whether your job is big or small Hirepool has a solution to make the job easier. And now it is even better value with a 15% discount for Resene ColorShop Cardholders. Visit your local Hirepool branch – 56 nationwide. Hirepool, hire the experience.

www.hirepool.co.nz

Resene Melting Moment

tile
warehouse

15% OFF

All tiles and tile related products such as Devi Underfloor heat mats, Aquamix cleaning and maintenance products and Construction Chemicals glues and grouts.

0800 289 845
www.tilewarehouse.co.nz

Discount does not apply to benchtops or vanities.

Resene Sentimental

no interest no repayments

Carpet Court offers no interest and no repayments for six months on purchase of carpet.

0800 787 777
www.carpetcourt.co.nz

Credit and contract conditions apply, excludes close outs and seconds, available at participating stores, check availability with other promotions.

Carpet Court
YOU'LL LOVE THE LOOK™

Resene Holiday

JT PROPERTY WASH
KEEPING YOUR PROPERTY LOOKING IT'S BEST

\$20 Resene voucher with every housewash or \$50 Resene voucher with every commercial building wash.

0800 JT WASH (0800 58 9274)
www.jtpropertywash.co.nz

Available to Resene ColorShop or Resene DIY Cardholders only. Not available in conjunction with any other offer.

Resene Half Kumutoto

Trends magazine

Subscribe to the Trends Home Series, **save over \$45** and pay just **\$75 for a one-year subscription**.

Your subscription will include:

- 2 editions each of Renovation Trends, Kitchen Trends and Outdoor Living & Holiday Home Trends
- 4 editions of New Home Trends and
- 1 edition of Bathroom Trends

To subscribe go to: **www.trendsideas.com/go/resenespecial**

www.trendsideas.com

Resene Limerick

subscribe to Dish or Good

Subscribe to *Dish*, the magazine designed to inspire you to cook and eat good food. Or *Good*, the magazine helping you make smart choices for yourself and the planet. One year (6 issues) for only \$37 (*Dish*) or \$31 (*Good*) – that's 35% off. Call 0508 SUBSCRIBE (0508 782 7274) and quote the Resene ColorShop/DIY Cardholder special offer.

Offer starts with the next available issue.

Resene Half Breathless

GLENGARRY

Get a discount off Glengarry's extensive range of quality wine, beer and spirits every time you shop.

0800 733 505
sales@glengarry.co.nz
www.glengarry.co.nz

Discounts vary by alcohol type and are not available in conjunction with any other offer.

Resene Divine

Offers are valid in New Zealand to Resene ColorShop Cardholders or Resene DIY Cardholders only until 15 March 2013 and are not available in conjunction with any other offer, discount or promotion. All companies reserve the right to amend or update their offers. See www.resene.co.nz/colorshopcardoffers.htm or your Resene ColorShop for offers.

THERE'S A NAME FOR BATHROOMS LIKE THIS



In New Zealand it's the Metrix Collection.

A collection of premium bathroomware from Europe's world renowned bathroom designers and manufacturers. Crafted using only top end ceramics and components, the Metrix Collection of brands provides you with a level of quality that lifts all limits from bathroom planning.

The Metrix Collection is available now from Metrix, 155 The Strand, Parnell, or from Plumbing World branches nationwide.

 **metrix**
COLLECTION

P: 09 379 7399

E: info@metrix.co.nz

Metrix is part of the **NZPM** Cooperative
www.metrix.co.nz

one for the birds



Make an easy birdhouse with a couple of containers and a lick of paint!



Method:

Step 1 Take the cleaner or oil bottle and place the handle side facing away from you, then draw a circle around the dowel, about 5cm from the bottom of the container. Draw another circle opposite it on the other side. Take the glass, place it about 3cm up from the first circle, then draw round it to make the cutting guide for the entry hole.

Step 2 Ask an adult to use the electric drill to make holes for the dowel, and in the centre of the bigger circle. Drill three or four drainage holes in the base of the container. To make the large hole, cut out to the drawn line in wedge shapes to make it easier to cut round the circle.

Step 3 Paint the lower half of the container with Resene Dizzy Lizzy, and once that's dry, paint some streaks in Resene Neva. Paint one half of the dowel in Resene Kermit, let it dry, then paint the other half.

You will need:

- Resene testpots in Resene Hi Jinx, Resene Rocket, Resene Bright Spark, Resene Kermit, Resene Dizzy Lizzy and Resene Neva
- Two large plastic containers. We used an old cleaner bottle because it's a good shape (a two-litre oil bottle would be good too) and a milk container because it's light-weight and easy to cut.
- Drinking glass that's 6-7cm across to draw round
- Small paint brush
- Scissors
- Electric drill
- 30cm length of 9mm dowel
- Hot glue gun and glue sticks
- 1m of nylon rope
- Felt pen



NB: Wash out the containers thoroughly and allow to dry before you start!

styling and words Helena Dunn
pictures Mark Heaslip



 Resene
Kermit

Step 4 Take the milk container, and cut down either side of the handle starting at the top. Cut the bottom off. Cut into horizontal strips about 3-4cm wide starting from the lower edge. You should get five strips from the lower part of the container then another couple from the top part. Fringe all the strips with the scissors, leaving 1cm along the top of each strip for gluing.

Step 5 Paint the fringed strips using a mix of colours – Resene Hi Jinx, Resene Rocket, Resene Bright Spark and Resene Neva. Allow to dry thoroughly.

Step 6 Carefully glue the fringed strips around the top of the container with a hot glue gun, starting above where the green paint ends. Cover the glued edge with the next layer of fringing, until you reach the top.

Step 7 Paint the handle area in Resene Dizzy Lizzy, then insert the dowel through the smaller holes so there's the same amount poking out on each side. Loop the handle through and hang it up in a tree! **H**

Resene
Hi Jinx 

JOIN THE GREEN TEAM



WANT TO GET INVOLVED WITH
A TEAM THAT CARES ABOUT
YOUR HOME?

LEAP are passionate about creating you a better, smarter home by using more advanced technology from around the world to optimise your homes performance.

Using natural energy to power your home makes perfect sense and at LEAP we consider solutions such as solar water heating, hydronic heating and advanced plumbing to make your home better. And because every home is different we don't just offer a one size fits all solution.

We will work with you to create something that relies less heavily on electricity and a little more on nature.

CALL US TODAY FOR A FREE QUOTE

0800 246 810

WWW.LEAPLTD.CO.NZ

IN-HOME
ECOSYSTEMS **LEAP** 

outdoor living for longer

Extending the life of our outdoor areas has become a modern lifestyle imperative.

Contemporary living calls for outdoor spaces to be an integral part of our busy lives, where we can relax and entertain our families and friends... and do it year round no matter how low the temperatures drop. Sure, we may not try sitting around the outdoor table munching on barbecued sausages in mid July, but we certainly expect to enjoy our outdoor areas well into autumn and early in spring.


To help us do that, there is an increasing array of outdoor heating, cooking, and design products available to help warm and shelter us. The sorts of items that used to only be seen in sidewalk cafes, such as roll-down PVC screens and large patio heaters, are now much more common at home. Of course, all of these elements need an holistic approach to make them look good. Which is where good landscape design comes into play.

Some of the outdoor heating options include gas, electric powered

models as well as eco-friendly options that burn bioethanol, and wall-mounted infratech models. Heaters come in many forms from traditional outdoor fireplaces to wall-mounted heaters, braziers, free-standing, table-top and fire pits.

Fireplaces can range from lightweight concrete, which allows contemporary styling and is easily installed, to more conventional blockwork fireplaces built on site with additional extras, such as wood storage areas, cooking and bench space, or even a pizza oven.

The use of screens can add important shelter from the prevailing wind and extend the amount of time able to be spent outside. Screen types include solid structures such as plastered walls or lightweight concrete plastered walls, through to timber screens which allow some air and light into the area, or those that are semi-permanent like PVC sheets that can be rolled up or put away.

Resene
Ecru White 



Left Electronically controlled louvred pergolas have become very popular for the flexibility they offer. This one is by Vergola.

Below A contemporary gas-fed outdoor fireplace from the Rinnai Impressions range.

Resene
Sorbus 





As landscape designer Nicky Samuel of Elan Design, Te Awamutu, says: "Popular nowadays is glass balustrading, which was previously only used on decks and around pools. But now combinations of solid walling with glass panels give the added benefit of retaining views,"

Overhead structures such as pergolas are becoming increasingly sophisticated with electronically controlled louvred systems that close at the hint of rain, or that can be adjusted according to the sun's direction.


Other options include shade sails with different UV ratings in a wide range of colours and levels of permeability. Non waterproof sails are reasonably priced but waterproof fabric is heavier and will require stronger anchorage systems, so is more expensive. Good anchorage and tension is important if you don't want to be kept awake at night with canvas flapping and cracking in the wind.

Outdoor kitchens have become a hugely popular part of outdoor living, reducing the dependence on the main house kitchen and adding cooking flexibility and ambience. State of the art outdoor kitchens often include a high-end barbecue with possibly a pizza oven, work benches, a sink and storage space.

While most outdoor kitchens are made from stainless steel in modular form, purpose-built kitchens in plastered blockwork or timber may better suit individual taste. Timber may also be used for benches and work surfaces but needs to be finished with a product like Resene Woodsman wood oil stain or Resene Furniture and Decking Oil. See page 72 for step-by-step instructions on a smart outdoor kitchen to make.

Auckland landscape designer, Jennifer Insley of Gardens to Go, says the increasingly common trend of including outdoor areas in the original overall design of a home rather than as an added afterthought, ensures the best flow and thoughtful positioning, maximising year-round use.


Jennifer says outdoor heating is much more effective when combined with an overhead canopy for shelter. "This may be clear, flat acrylic sheeting over a pergola structure, a stretched PVC canopy, a louvred roof system or an extension of the house roof," she says. **H**



Above left Screens can protect from prevailing winds and allow a clear view to be enjoyed. This garden was designed by Nicky Samuel of Elan Design.

Above Chimeneas or Mexican ovens are atmospheric and easy to add to an outdoor space. This one featured in a previous issue of *habitat*. The walls behind are painted in Resene Grenadier (top) and Resene Sorbus (bottom).

Below and right There are a range of styles from the EcoSmart range from Outdoor Concepts, fuelled by bioethanol, including the Stix and the Mini T.



words Kathy Goodwin

keeping it natural

As both a winner and a judge of the Resene Total Colour Awards, well-known architect Paul Leuschke may like earthy tones... but could be swayed by pink!



What do you love most about your profession as an architect?

I enjoy meeting new people and together we take a journey of discovery. I give them something more than they imagined, but still within their comfort zone. It's a house they love living in every day. I love that I have made their life more enjoyable.

We all love the sun and subconsciously follow it around during the day – from the morning cuppa on the kitchen steps, to the backyard barbeque in the afternoon. I like to design for the way people live today, the feeling of being outside but still protected from the elements.

What is your favourite decorating colour?

Resene Double Alabaster. It is a forgiving white, not too clinical and not too dirty either.

Have your colour choices changed during the years?

No not really. Colours change with fashion, but a colour scheme that is 95% neutrals and 5% any colour you want seems to work well. When the fashion colour becomes dated then there is only a modest repaint needed to bring it back into fashion. The neutrals, like clear-finished timber floors or white bathroom ware never go out of fashion.

What are your three favourite colours from Resene's new The Range fashion colours fandeck and why?





My favourite new season colours are Resene Smashing, Resene Bonfire and Resene California. Resene Smashing and Resene Bonfire are red browns while Resene California has orange tonings. I chose them because they complement the colours of timber, stone and other natural materials.

Is there a colour you would never use in your home?

Never say never. Over the years we have used just about all of the colours in the rainbow. Seriously thinking about pink again!

What colour or design advice would you give?

I love paint as it is an easy and cost-effective change. Using paint for colour adds interest and personality. Don't put colour in enduring items such as appliances, bathroom fittings and building materials. If you use high-fashion colour expect to repaint it within five years. Having said that, we are currently creating a colour scheme around a pastel Smeg retro fridge. **H**

- Resene California 
- Resene Bonfire 
- Resene Smashing 
- Resene Double Alabaster 

Background
Paul's winning entry from 2011, using Resene Colorwood interior wood stain.

Keep your place

cooler

with a Resene CoolColour™



Resene. Licensed products since 1996

Ever thought a house or building would look great painted in a sleek, dark colour – then had to shelve plans for fear of the heat damaging the substrate or the building getting unbearably hot in summer?

Well, forget all that. Resene CoolColour™ technology makes painting exterior surfaces in dark colours both easier and safer. It can be used on all sorts of exterior materials and applications, from weatherboards and concrete to windowsills.

A Resene CoolColour is designed to reflect more of the sun's energy than a standard colour reducing stress on the coating, substrate and building keeping them cooler.

See the Resene CoolColour brochure or your local Resene ColorShop or Reseller staff for more information on how you can keep your place cooler.



Resene

the paint the professionals use

1800 738 383
www.resene.com.au

0800 RESENE (737 363)
www.resene.co.nz



Find out more about CoolColour™

Our multi drawer refrigerators keep food fresher for longer

A real connoisseur understands to have perfect food you need to start with perfect storage.



Humidity drawer




Rotating and Elevating Shelves (E62)



Freezer drawer



Versa drawer (E62)



Non-plumbed automatic ice maker



MR-C375
(375 Litres)



MR-C405
(405 Litres)



MR-E62
(637 Litres)

 **MITSUBISHI ELECTRIC**

Connoisseur

www.mitsubishi-electric.co.nz