


# habitat

*plus*



*decorating*  
and colour trends

Colour your home with **Resene**  
the paint the professionals use



Some products or services may not be offered in your area or country. Please check with your local Resene ColorShop or reseller for availability. Most Resene products can be ordered in on request though lead times and minimum order quantities may apply.

Colours are as close as the printing process allows. Always try a Resene testpot or view a physical colour sample before making your final choice.

The contents of *habitat plus* are copyright and may not be reproduced in any form without the written permission of Resene. Opinions expressed in *habitat plus* are not necessarily those of Resene or the publisher Tangible Media. No responsibility is accepted for the authors' suggestions or conclusions, or for any errors or omissions. Copyright 2016 Resene Paints Ltd. ISSN: 1176-8010

**Stylists:** Gem Adams, Amber Armitage, Greer Clayton, Megan Harrison-Turner, Claudia Kozub, Leigh Stockton, LeeAnn Yare.

**Photographers:** Wendy Fenwick, Melanie Jenkins, Frances Oliver.

## *it's time to make a colour connection*

What colours will be embraced in our homes during the next few years? What decorating directions will emerge? Trends don't happen overnight. They gestate over many months, even years and are influenced by many things.

Colour experts predict our palettes years in advance but how we integrate those into our own homes is very individual.

We're here to help. The Range fashion colours fandeck from Resene includes the latest paint colours. That doesn't mean you have to completely reinvent your home every year or two. Think of the colours and trends as fresh inspiration that simply add to your options.

As paint technology has developed, we have been blessed with a growing rainbow of colour choice. Our eyes have learnt to appreciate increasingly subtle nuances. What once was off-white, may now be beige, greige, cream or chalk. Colours are deeper and complex, layered with subtle undertones.

As our knowledge of colour grows, so too does our confidence to use and experiment with the subtleties and power of colour.

Enjoy your colour journey and take your time to choose colours you love.

Happy decorating!

*The Resene and habitat teams*



### key colours and influences in the year ahead

- Weathered, aged tones will reflect sharing and *upcycling*
- *Grey* will stay strong but mingle and morph
- Inky and *sea-storm blues* will refresh us
- *Global* and ethnic styles will collide
- *Botanic greens* will bring nature indoors
- Rich browns, *bronzes* and *terracottas* will anchor us
- Bold, *saturated* colours make a statement
- *Texture* will expand our sensory horizons
- Bespoke and *handmade* elements will let individuality shine




# blend

Cross-over greys happily  
co-mingle.







 Resene  
Permanent Green


 Resene  
Dusted Blue


 Resene  
Cascade

 Resene  
Quarter Stack


 Resene  
Stack

 Resene Half  
Foggy Grey

 Resene  
Nero

 Resene  
Mountain Mist

 Resene  
Spark

 Resene Colorwood  
Whitewash

*slatey*  
Resene  
Steam Roller

*stormy*  
Resene  
Templestone

*silvery*  
Resene  
Half Grey Chateau


*dusty*  
Resene  
Fifty Shades

**Grey continues its** reign as a popular neutral, but now happily co-mingles with beige and blackened whites as we seek to soften its sometimes austere edge. We love grey's flexibility as it morphs from stormy green-grey to silvery mist grey, from inky slate grey to stone grey.


Look to the dusted tones of grey blended with blue, green or brown for a timeless look that can be easily accessorised to suit each season.

Step outside your comfort zone to marry grey with accents of brown, clean greens, dusky wine red and cerulean blues.

**Left:** The traditional forest green of Resene Permanent Green (on the sideboard and frames) is used to accent this grey hallway. Dusky blue-greys, like Resene Dusted Blue (on the bench seat), and green-greys like Resene Cascade (on the coat stand) soften an otherwise clean grey scheme. The tongue-and-groove wall is in Resene Quarter Stack, the side walls and shelf are in Resene Stack, the wall stencil is in Resene Quarter Merino, the foot stool is in Resene Half Foggy Grey and the floor is in Resene Colorwood Whitewash. The photo frames are in Resene Permanent Green, Resene Dusted Blue, Resene Nero and Resene Stack. The baskets are dipped in Resene Quarter Merino and the vases are in Resene Mountain Mist and Resene Spark (metallic).

 Resene  
Quarter Merino

*span the seasons with luxe furs to soften the grey, or white flowers and opalescent ming green accents for a summery edge*



**Above:** Create a vignette of grey and silver. The background is Resene Steel Grey, the small pots are in Resene Double Cod Grey, the tray is in Resene Silver Steel metallic, and the hexagonal planter is in Resene Silver Steel (metallic) and Resene Double Cod Grey.

**Left:** Bedroom whimsy in shades of grey accented with ming-style aqua. The walls are in Resene Double Stack and the floor is Resene Half Foundry. The bedside table is wallpapered (design 798968) with the frame and legs in Resene Double Stack. The metal screen and bookshelf have a paint effect using Resene Silver Chalice, Resene Stack and Resene Proton (metallic). The angel wings have a paint effect using Resene Armadillo, Resene Stack, Resene Pure Pewter (metallic) and Resene Proton (metallic). The boxes and tray (ragged) are Resene Half Kumutoto.


## top tip

Where once we accented grey with pops of bright colour, now there's a sophisticated turning to sharp mustards, clean forest greens, tropical teals and burnished bronze.

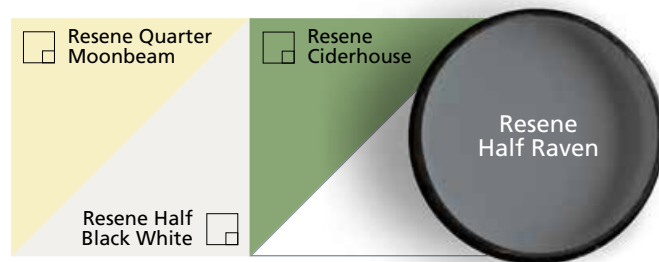


**Above:** Grey accented with green. The wall is in Resene Quarter Stack, the shelf is in Resene Stack, the basket is in Resene Quarter Merino, the vase is in Resene Spark (metallic) and the photo frames are in Resene Nero, Resene Stack and Resene Permanent Green.

- |                                                                                                        |                                                                                                          |                                                                                                              |
|--------------------------------------------------------------------------------------------------------|----------------------------------------------------------------------------------------------------------|--------------------------------------------------------------------------------------------------------------|
|  Resene Armadillo      |  Resene Double Stack    |  Resene Half Kumutoto       |
|  Resene Pure Pewter   |  Resene Silver Chalice |  Resene Proton             |
|  Resene Half Foundry |  Resene Stack         |  Resene Half Grey Chateau |



Resene Half Dusted Blue is a pale cobweb grey lightly touched with a warm undertone of blue. Try Resene Half Dusted Blue with cinnabar oxides, limestone whites or heavy greys such as Resene Simply Red, Resene Chalk Dust or Resene Steam Roller.



Resene Half Raven is a timeless muted mid-grey, solemn and chic. Try Resene Half Raven with wheaten yellows, cool whites or leaf greens such as Resene Quarter Moonbeam, Resene Half Black White or Resene Ciderhouse.

*for a sense of order and calm, use groupings of odd-numbered ornaments and restrict your scheme to three colours*



# haven

Creating sanctuary in an uncertain world.





**The more the** external world intrudes, the more we crave a place of respite. As thousands of refugees traverse the world in search of a home and a better life, we desire calm and security. We want authenticity in a world sometimes gone mad, where our lives are online for all to see and when economic uncertainty touches us all.

We want to take control with more orderly interiors in reassuring navy and soothing inky blue. Straight-laced teals and aquas make us feel safe, and rather than fully open-plan spaces, we're creating cosy nooks for reading or eating. Our homes are more than perfunctory shelters. They are our sanctuary.

**Left:** Soothing blues and a reading nook. The back wall is in Resene Zinzan, the front wall is in Resene Escape, and the floor is in Resene Colorwood Rock Salt wood stain. The shelving unit is in Resene Soapstone with a feature shelf in Resene Hope and doors in Resene She'll Be Right. The vases and small triangular bowl are in Resene Spark (metallic), while the plant pot is in Resene Double Stack. The pale blue bowl is in Resene Escape and the honeycomb vase is in Resene Seachange. The side table is in Resene Zinzan.

- |                                                                                                           |                                                                                                   |
|-----------------------------------------------------------------------------------------------------------|---------------------------------------------------------------------------------------------------|
|  Resene Soapstone         |  Resene Zinzan   |
|  Resene Rock Salt        |  Resene Hope    |
|  Resene She'll Be Right |  Resene Escape |









*blue is the colour of peace and order,  
security and sanity*


-  Resene Coast
-  Resene Seachange
-  Resene Limed Oak
-  Resene Twizel
-  Resene White Thunder
-  Resene Spark
-  Resene Double Stack

**Left:** Forget the world, cuddle up in bed. The wall is in Resene Coast with a 'moon' headboard in Resene Seachange. The floor is in Resene Colorwood Limed Oak, the step stool side table is in Resene Twizel and the slim vase is in Resene White Thunder.


*make this headboard with a painted strip and two simple shelves*



- |                                                                                                            |                                                                                                        |
|------------------------------------------------------------------------------------------------------------|--------------------------------------------------------------------------------------------------------|
|  Resene Quarter Alabaster |  Resene White Thunder |
|  Resene All Black        |  Resene Alabaster    |
|  Resene Cut Glass       |  Resene Frozen      |



Resene Wishing Well has a depth of blue that draws the spirit and inspires hopes and dreams. Try Resene Wishing Well with lime greens, stark off-whites or clear oranges such as Resene Hashtag, Resene White Pointer or Resene Energise.



Resene Cruising is a soft slate blue and purple amalgamation, seriously pretty. Try Resene Cruising with limestone whites, violet blues or bold yellows, such as Resene Chalk Dust, Resene True Blue or Resene Happy.

**Left:** An ultra-calming bedroom, with walls and floor in Resene Quarter Alabaster and a bedside table with Resene All Black legs and a Resene Cut Glass top. A slice of blue Resene Frozen appears in the recessed headboard and shelf while the vases are in Resene White Thunder, Resene Cut Glass and Resene Alabaster.

# *feel*

Texture and colour  
go hand in glove.



**Our experience of** colour becomes more than just the visual. As an all-encompassing sensory experience, we ask that colour become the messenger of broader concepts – texture, gloss, matte. We want to touch and feel our home's surfaces, to have them warm our souls and envelope all of our senses.

Texture and the colours of nature go hand in glove. Warm browns carry echoes of roughened tree bark, loamy soil, porous lava rock, a creviced cliff face. Burnished metallics and subtle glittering effects add mystery and depth.

**Previous and right:** Resene Resitex and Resene Sandtex create a textured backdrop for an ombred finish using Resene Sambuca, Resene Papier Mache and Resene Martini. The hanging chair is stained in Resene Waterborne Woodsman Bleached Riverstone with Resene Alabaster stripes. The deer heads and stool are in Resene Whitewash and the table legs are painted in Resene Alabaster. The table is stencilled in a mix of Resene stains and metallic paints.



*texture is so prevalent in nature, we feel an organic connection to it*


-  Resene Woodsman Bleached Riverstone
-  Resene Whitewash
-  Resene Woodsman Riverstone
-  Resene Woodsman Equilibrium
-  Resene Martini
-  Resene Papier Mache
-  Resene Sambuca
-  Resene Alabaster
-  Resene Pale Oyster
-  Resene Tana
-  Resene Spark

**Far left:** These pots are coated with Resene Sandtex then painted in Resene Pale Oyster and Resene Tana. The table is in Resene Spark (metallic) and Resene Waterborne Woodsman Riverstone stain. The placemat is in Resene Waterborne Woodsman Equilibrium stain and the timber tray in Resene Waterborne Woodsman Bleached Riverstone.


*anaglypta wallpaper  
painted in Resene  
Albescent White*



- |                                                                                                             |                                                                                                          |                                                                                                        |
|-------------------------------------------------------------------------------------------------------------|----------------------------------------------------------------------------------------------------------|--------------------------------------------------------------------------------------------------------|
|  Resene Albescent White    |  Resene Double Biscotti |  Resene Rumour Has It |
|  Resene Quarter Alabaster |  Resene Calibre        |  Resene Entourage    |
|  Resene On Track         |  Resene Desperado     |  Resene Ayers Rock  |



Enhance the look of timber by letting the grain show through with a range of Resene Colorwood stains from natural looks through to more intense colours.



Resene Time Machine is a melding of pale bronze and gold metallic, rich, traditional and essential. Try Resene Time Machine with dark browns, complex neutrals or bold reds, such as Resene Sambuca, Resene Spanish White or Resene Wanted.

**Left:** Accents of rich terracotta marry beautifully with plenty of texture. The floor is Resene Double Biscotti, the skirting is Resene Quarter Alabaster, the sideboard is Resene Desperado, and the peg stools are Resene Rumour Has It (left) and Resene Entourage (right). The large vase is Resene Calibre, the thin vase is Resene On Track and the large bowl on the floor is Resene Ayers Rock.

# rescue

Forget recycling, think rescuing,  
upcycling and sharing.



**Look at your** old treasures through a new lens and see the endless possibilities. Today's interiors are not about perfection. They're about seeking the handmade, seeing the beauty in uniqueness and that 'flaws' can be memorable and beautiful.

Take a walk down memory lane and feel the nostalgia in a single piece of furniture or accessory. Share your finds with others. Our concept of ownership is changing as we revel in a sense of community. We repurpose objects as well as spaces, as our families grow and spread. We can bring the memories with us, reinvented for today and tomorrow.






---

**Opposite:** Upcycling, repurpose and reuse. Resene Rascal is a 'personality neutral' – a delicious blend of blush, soft tan and peach – used on the walls. It's teamed with a floor in Resene Unwind, a cane bedside table in Resene Mozart, and an ottoman in Resene Inside Back. The pots are in Resene Inside Back and Resene Stetson. Add a floaty bed-net made from Pause voile in colour Naturalle from the Resene Curtain Collection, and some washed linen bedding.

### *top tip*

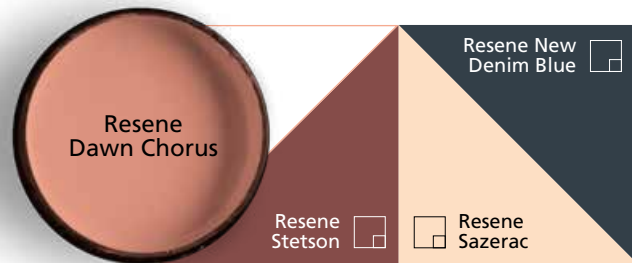
Cherish your treasures with paint that will keep your memories alive. Use Resene Enamacryl for a tough gloss finish, Resene Lustacryl for a semi-gloss sheen, or Resene SpaceCote Low Sheen or Flat for a soft chalky finish.



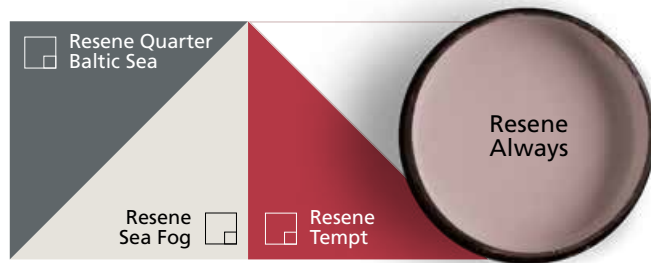
-  Resene Rascal
-  Resene Unwind
-  Resene Mozart
-  Resene Inside Back
-  Resene Stetson
-  Resene Half Tea
-  Resene Escape
-  Resene Limerick
-  Resene Optimist
-  Resene Coast
-  Resene Half Gunsmoke

---

**Left:** Soft washed blues and a look for today's child that can morph into something for tomorrow. The wall is Resene Half Tea and the cabinet is Resene Escape with a hex stencil in Resene Limerick, Resene Optimist, Resene Coast and Resene Half Gunsmoke.



Resene Dawn Chorus is a muted glow of sunrise, full of early morning promise. Try Resene Dawn Chorus with henna oxides, pastel peaches or charcoal blues, such as Resene Stetson, Resene Sazerac or Resene New Denim Blue.



Resene Always is an elegant pale mushroom, pink and beige mix. Try Resene Always with pink red oxides, faded greys or greyed whites, such as Resene Tempt, Resene Quarter Baltic Sea or Resene Sea Fog.

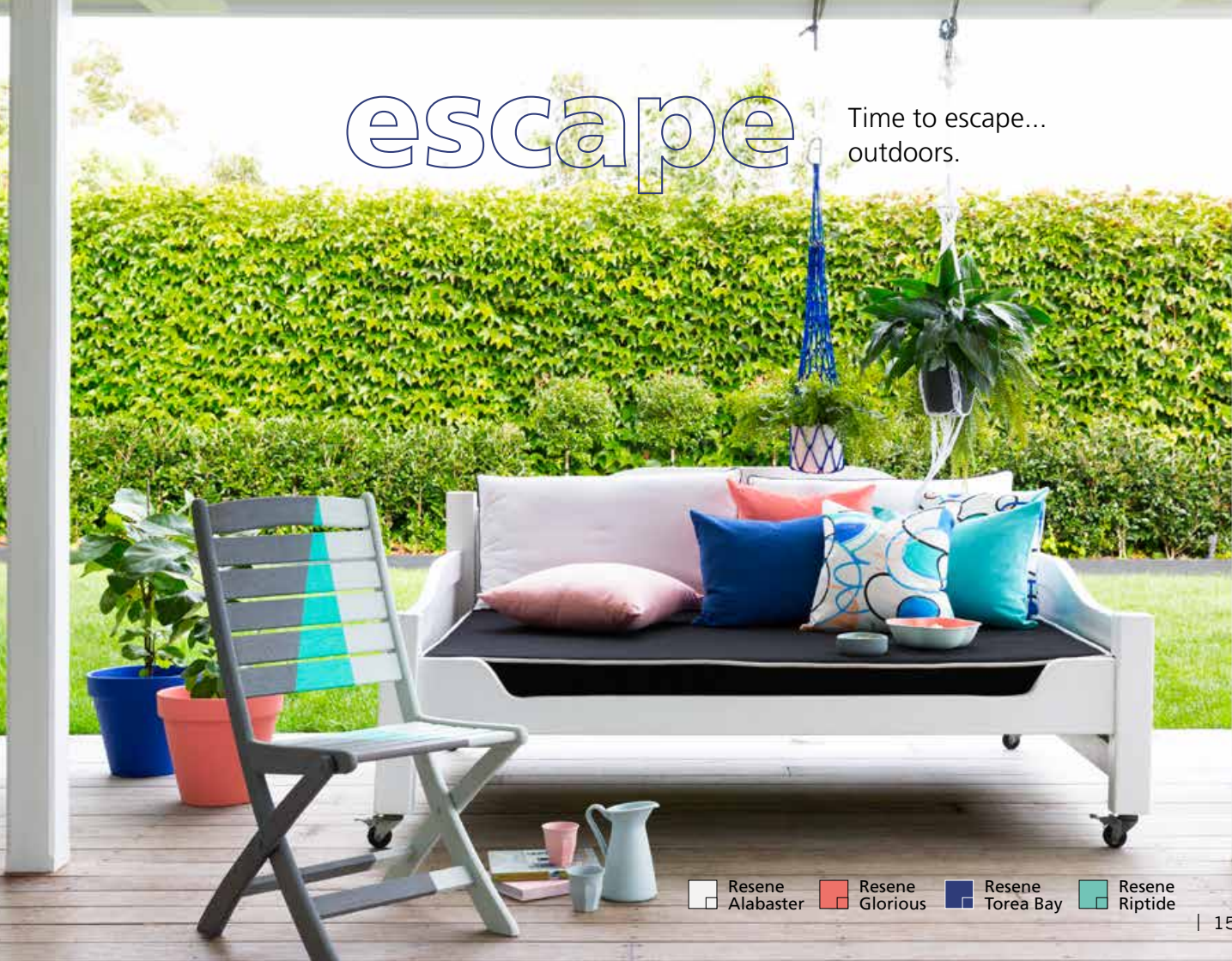
Resene Bianca
  Resene Duck Egg Blue
  Resene Xanadu
  Resene Spinnaker

**Left:** Repurpose a ladder as a shelf or hanging space. The wall is in Resene Duck Egg Blue, the skirting and cabinet front are in Resene Bianca, the floor is in Resene Spinnaker and the ladder is in Resene Xanadu.



# escape

Time to escape...  
outdoors.



□ Resene Alabaster    □ Resene Glorious    □ Resene Torea Bay    □ Resene Riptide

**Just as we're** bringing the outdoors in with house plants, natural textures and botanic greens, we're also taking our indoor spaces outdoors. Outdoor rooms have come far from the exposed old timber table and chairs. Today, we luxuriate in outdoor fireplaces, sofas and chairs, pizza ovens and built-in barbecues, outdoor showers, electronic louvres, day beds piled high with cushions and more.

We've expanded our colour palette, too. Green and brown are not the only colours in nature. Think of the splendour of sunsets and sunrises, the bright blooms of a spring garden.

**Previous page:** A decadent daybed is painted in Resene Alabaster and accented with summer colours like Resene Glorious and Resene Torea Bay on the plant pots, and Resene Riptide, Resene Tasman and Resene Waterborne Woodsman Smokey Ash stain on the stencilled chair. The deck is Resene Waterborne Woodsman Limed Oak.












*think beyond classic  
'outdoor' colours to  
brighter hues*

-  Resene Woodsman Limed Gum
-  Resene Woodsman Smokey Ash
-  Resene Tasman
-  Resene Celebrate
-  Resene Martini
-  Resene Woodsman Equilibrium
-  Resene London Hue
-  Resene Casper
-  Resene Woodsman Limed Oak

**Left:** Smart outdoor living needn't cost a lot. Refresh simple furniture with Resene Waterborne Woodsman stain in colours Resene Limed Gum, Resene Smokey Ash and Resene Equilibrium, then stencil in Resene Tasman (left chair), and Resene Celebrate and Resene Martini (right chair). The deck is in Resene Waterborne Woodsman Limed Oak.

**Far left:** Upcycle your table with Resene Casper. The pink vase is Resene London Hue.



-  Resene Woodsman Iroko
-  Resene Delta
-  Resene Quarter Delta
-  Resene Quarter Truffle
-  Resene All Black
-  Resene Double Alabaster
-  Resene Passport
-  Resene Hideaway
-  Resene Karaka
-  Resene Limed Gum
-  Resene Limed Ash
-  Resene Spark
-  Resene Gold Dust
-  Resene Woodman Whitewash

## *top tip*






Release your creativity with a mix of stains and metallics. This table is stencilled in Resene Waterborne Woodsman Limed Gum, Resene Waterborne Woodsman Limed Ash, Resene Woodsman Whitewash, Resene Spark (metallic) and Resene Gold Dust (metallic).




**Left:** Wash off the salt and sand in this fish scale shower. The private courtyard is painted in Resene Delta, the shower wall is in hard-wearing Resene Lumbersider low-sheen paint, tinted to various colours: Resene All Black, Resene Quarter Delta, Resene Quarter Truffle and Resene Double Alabaster. Softened with potted palms, and with shells underfoot, it's both a practical and beautiful space. The pots are painted in Resene Passport, Resene Hideaway and Resene Karaka. The duckboard is stained in Resene Woodsman Iroko.




**Above:** Create a quiet corner with a chair in Resene Ashanti, pots in Resene Wax Flower and Resene Glorious and cactus in Resene Atlas. The balustrade is Resene Quarter White Pointer.

- |                                                                                                      |                                                                                                   |                                                                                                                  |
|------------------------------------------------------------------------------------------------------|---------------------------------------------------------------------------------------------------|------------------------------------------------------------------------------------------------------------------|
|  Resene Ashanti      |  Resene Glorious |                                                                                                                  |
|  Resene Wax Flower |  Resene Atlas  |  Resene Quarter White Pointer |



Resene Ruby Tuesday is a tender apricot orange, good on any day of the week. Try Ruby Tuesday with watery cerulean blues, summer greens or soft orange reds, such as Resene Sea Crest, Resene Freelance or Resene Fugitive.



Resene Vitality is a soft edged bright green, alive with fun and flamboyance. Try Resene Vitality with clear oranges, pastel chartreuses or sea blues, such as Resene Energise, Resene Fresh or Resene Discover.









*uplifting colours encourage us to relax  
in our outdoor havens*

*and...*  
time to escape indoors.



**Previous page:**

A planked Resene Colorwood Walnut stained wall anchors a Resene Tangerine kitchen.

-  Resene Walnut
-  Resene Tangerine
-  Resene Double Black White
-  Resene Colorwood Whitewash
-  Resene White Pointer
-  Resene Quarter Rice Cake
-  Resene Sea Fog
-  Resene Double Alabaster



*botanic greens*

- sharp*  
Resene ASAP
- muddy*  
Resene Grass Hopper
- soft*  
Resene Fresh
- botanic*  
Resene Good Life

**Nature has always** had a strong influence on choices, and never more so than now. With many addicted to technology and more time spent indoors, the great outdoors is coming in... in our surfaces, finishes, colours and accessories.

Clear finishes and wood stains protect surfaces against the wear of modern life and allow the natural beauty to be seen. Teamed with greens, blues and pops of colour that would be at home in a flower garden, nature provides a beautiful palette to choose from.

The new fandeck has an abundance of greens from sharp and clean to muddled and botanic. Bring them in and feel nature embrace you.

**Top left:** There's nothing fresher than white. The walls are Resene Double Black White, the floor is Resene Colorwood Whitewash on plywood, the planter with palm is Resene White Pointer, the benches are Resene Quarter Rice Cake, the crate is Resene Sea Fog and the box is Resene Double Alabaster.

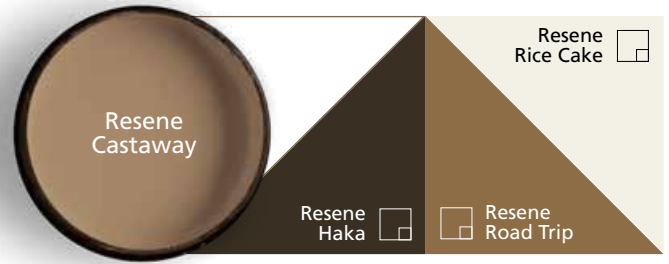
**Bottom left:** From natural to brighter stains, the Resene Colorwood (interior) and Resene Woodsman (exterior) ranges have them all, including Resene Nutmeg, Resene English Walnut, Resene Totem Pole, Resene Driftwood and Resene Heartwood.

- |                                                                                                           |                                                                                                        |
|-----------------------------------------------------------------------------------------------------------|--------------------------------------------------------------------------------------------------------|
|  Resene Heartwood      |  Resene Totem Pole  |
|  Resene English Walnut |  Resene Driftwood   |
|  Resene Nutmeg       |  Resene Driftwood |

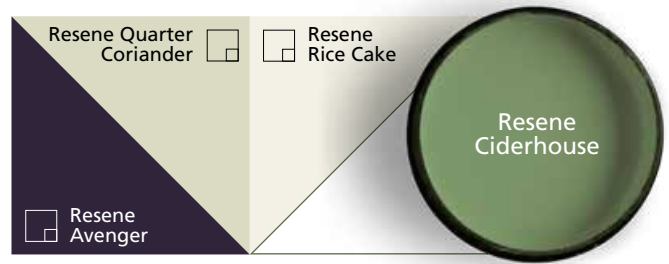


- Resene Fresh
- Resene Hope
- Resene Wheel Of Fortune
- Resene Vitality
- Resene ASAP
- Resene Freelance

*house plants and herbs everywhere -  
show them off in pots painted in Resene colours*



Resene Castaway is a hemp and jute blend, a warm light hessian ochre. Try Resene Castaway with olive browns, earthy browns or sharp yellow whites such as Resene Haka, Resene Road Trip or Resene Rice Cake.



Resene Ciderhouse is a sweet leaf green, all about new growth in spring. Try Resene Ciderhouse with pastel greens, sharp yellow whites or deep purples such as Resene Quarter Coriander, Resene Rice Cake or Resene Avenger.

**Left:** Bring the outdoors in with walls in Resene Fresh and a table and chair in Resene Hope. Assorted pots are in Resene Hope, Resene Wheel Of Fortune, Resene Vitality, Resene ASAP and Resene Freelance.

# pop

Unexpected colour  
brightens your home.





**Want more intensity?** Pops of colour remain strong but now appear in unexpected ways. The colour doesn't stop where the wall starts or finishes – the colour sets the space. Whether it's bold table legs, a vertical stripe of colour from ceiling to floor or a block of colour peeking out of a cupboard, pops of colour are becoming more creatively placed. Art meets design, and both meet colour.

Who said life had to be serious all the time? Indulge your inner creative streak and paint that optimistic colour.



*the brighter the colour, the less you need*

**Left:** Bright yellow Resene Wild Thing adds vibrancy to this monochromatic scheme and a dramatic oversized noticeboard wall is created with a grid of Resene Blackboard Paint. The smaller noticeboard is in Resene Bright Spark and Resene Write-on Wall Paint.

**Right:** Resene Daredevil and Resene Sunflower peek out from some paint-dipped wooden coat hooks. The wall behind is Resene Gull Grey.



- |                                                                                                      |                                                                                                      |
|------------------------------------------------------------------------------------------------------|------------------------------------------------------------------------------------------------------|
|  Resene Wild Thing   |  Resene Cashmere    |
|  Resene Bright Spark |  Resene Havoc       |
|  Resene Rapture      |  Resene Riptide     |
|  Resene Glorious     |  Resene Smokey Ash  |
|  Resene Gull Grey   |  Resene Tasman     |
|  Resene Sunflower  |  Resene Daredevil |



**Top:** Red is an energetic colour that can be softened by, believe it or not, muted shades of red. The wall is in Resene Rapture, the shelf and glass (with pencils) are in Resene Glorious, the clipboard is in Resene Cashmere and the tall vase is in Resene Havoc.

**Above:** Solid bright colour teamed with stains. This is Resene Waterborne Woodsman Smokey Ash, Resene Tasman and Resene Riptide stencils, and a Resene Glorious bowl.

# clash

The world continues to shrink.  
Global influences converge.



**We are now** part of a global village. We don't just share technology and ideas but welcome styles, colours and materials from other cultures. Then we mix them in our own way.

Not only are people nomadic, ideas also flow freely across borders and space. Exposure to new cultures encourages mixing and matching of colours in unexpected combinations. Colours that would once have never been seen together are now happy partners; it's colour clash with a purpose.

Mix Scandi with tribal. Merge Pacifica with Eastern. Drop some Californian into your Moroccan. When you break the old colour rules, there is no going back.

**Left:** Try a bit of tribal luxe with walls in Resene Bronze and Resene Triple Wheatfield. The triangles are a sponge print. The floor is in Resene Colorwood Smokey Ash, the coffee table is ragged in Resene Double Wheatfield and the planters are Resene Pirate Gold and Resene Fahrenheit.

### *testing a testpot*

The best way to use a Resene testpot is to paint the colour onto an A2 card (available at Resene ColorShops), leaving a white border around the edge. Move the card around the space at different times of the day and night, in natural and artificial light.

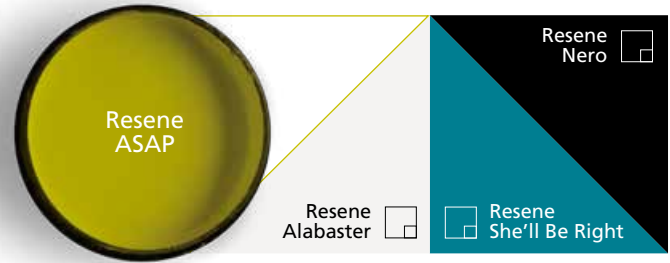


- Resene Bronze
- Resene Triple Wheatfield
- Resene Smokey Ash
- Resene Pirate Gold
- Resene Fahrenheit


**Left:** Saturated fiery shades of orange, ochre and yellow are adaptable, good for a myriad of styles from a mid-west desert feel to this contemporary Pacifica look. The back wall is Resene Rumour Has It and the matchstick wall is Resene Pearl Lusta. The stools are in Resene Aloha, Resene Malarkey and Resene Celebrate, while the table is in Resene Sambuca. The basket platter is in Resene Ruby Tuesday and the food cover is in Resene Celebrate. A random length timber 'mat' is made of pine planks stained in Resene Woodsman Banjul.

### *top tip*

Use intense colours and texture to lift an otherwise neutral scheme, like this patterned linen bedware against a Resene White Thunder bedhead and Resene Half Evolution walls.



Resene ASAP is a stimulating bite of sour green gold, very dynamic. Try Resene ASAP with teal blues, blackened whites or blue blacks such as Resene She'll Be Right, Resene Alabaster or Resene Nero.



Resene Smashing is a bold pure red; it is so full of provocative energy that it demands centre stage. Try Resene Smashing with sea blues, pastel chartreuses or carbon browns, such as Resene Discover, Resene Fresh or Resene Blackout.

*layering enhances the look - use rugs, cushions, fur throws on floors and furniture*

# tailor

It's all about you.











**Our homes need** to speak of us. We want individuality, a bespoke approach, not just the look everyone else has. If your inner artist wants to grow wings... let it. There's no right or wrong. It's simply freedom of expression, often accomplished with just a few Resene testpots. Whether it's a feature wall, ceiling or area in a single striking colour, a colourblocked effect or a freehand painted design, saturated colour is becoming the artwork, taking centre stage on walls, floors, ceilings and furniture.

With colour choice sometimes comes a fear of getting it wrong and the temptation to play it safe. Use the choices of others as inspiration for your own, not a rulebook: it's your project, so choose your colours because they work for you.

**Previous page:** This stunning triangle wall is easier to achieve than it looks using Resene testpots in Resene Steam Roller, Resene Half Raven, Resene Melodic, Resene Mozart, Resene Essence, Resene Whirlwind, Resene Reflection, Resene Nauti, Resene Cruising and Resene Castaway. The sideboard drawers are in Resene Bianca.

- |                                                                                                  |                                                                                                     |                                                                                                       |
|--------------------------------------------------------------------------------------------------|-----------------------------------------------------------------------------------------------------|-------------------------------------------------------------------------------------------------------|
|  Resene Castaway |  Resene Half Raven |  Resene Whirlwind    |
|  Resene Nauti    |  Resene Bianca     |  Resene Reflection   |
|  Resene Cruising |  Resene Essence    |  Resene Steam Roller |
|  Resene Mozart |  Resene Melodic  |                                                                                                       |



-  Resene Mamba
-  Resene Hammerhead
-  Resene Casper
-  Resene Ivanhoe
-  Resene Spindle
-  Resene Mischka
-  Resene Freestyling
-  Resene Santas Grey

**Left:** Try a freehand mural with this tonal effect using Resene Hammerhead, Resene Mamba, Resene Freestyling, Resene Mischka, Resene Santas Grey, Resene Spindle and Resene Casper. The floor is in Resene Ivanhoe.

*all you might need to make a big change is a roll of masking tape and some Resene testpots*



### *top tip*

Check out the many Resene products to make your home more interactive. There's Resene Blackboard Paint, Resene Write-on Wall Paint and Resene Magnetic Magic.

- |                                                                                                      |                                                                                                      |                                                                                                      |                                                                                                    |
|------------------------------------------------------------------------------------------------------|------------------------------------------------------------------------------------------------------|------------------------------------------------------------------------------------------------------|----------------------------------------------------------------------------------------------------|
|  Resene Dreamer     |  Resene Get Reddy |  Resene Surfs Up  |  Resene Riptide |
|  Resene Black White |  Resene Rice Cake |  Resene Grenadier |                                                                                                    |

**Above:** Paint a chalkboard with Resene Blackboard Paint in the shape of a fat-bottomed pirate ship. The wall is Resene Dreamer, the flags are in Resene Riptide, Resene Get Reddy, Resene Surfs Up and Resene Black White. The chair legs are in Resene Get Reddy and the seat is finished in Resene Aquaclear.

**Left:** Create a 3D effect geo plywood bedhead wall with Resene Grenadier, Resene Rice Cake and Resene Aquaclear (clear finish).

# pattern

Wallpaper has come of age.



**No longer the** preserve of Nana's back bedroom, today's wallpaper has a lusciousness, variety and depth not seen before.

Bespoke digital prints, unexpected texture, eye-popping patterns, hand-drawn illustrations, shimmering metallics, holographic effects and hyper-real faux looks. We're spoilt for choice.

Paper the whole room, or just one wall. Whatever the look – luxe, low-key or the slightly bizarre – there's a wallpaper to suit.

---

**Left:** Murals and mural-style wallpaper are big... literally. This dramatic design from the Masterpiece collection (358110) features over-blown and bold, lush flowers.

**Below:** Texture can be natural or classic with anaglypta wallpapers (this is RD124). And why not add extra depth and luxe by using a metallic paint, (Resene Bullion) for a luxe look?





*imperfect walls? Use a textured or faux wallpaper to disguise them*



**Top:** Go faux with hyper-real digital prints. There's an on-going trend for natural looks of timber, brick, concrete and stone. This planked and batten look is from the Black & White 4 collection (861426).

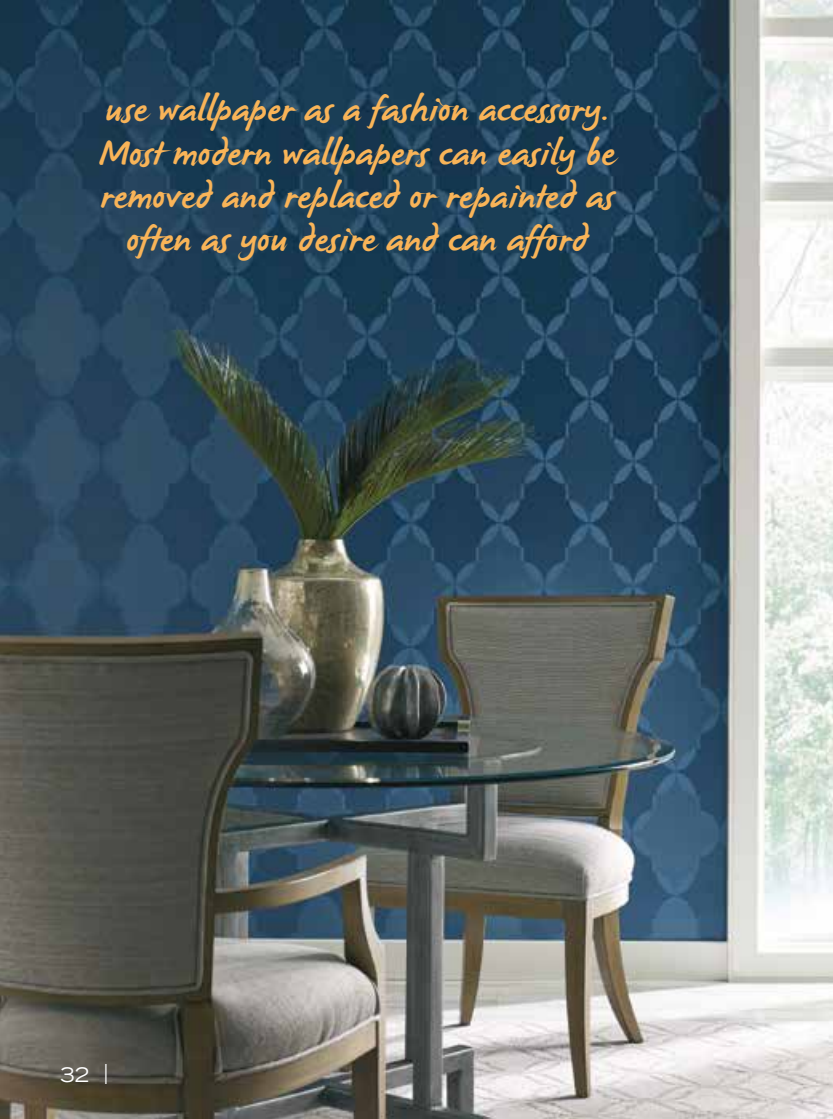
**Bottom left:** Low-key textural wallpaper in neutral shades will continue to underpin many interior schemes. This is from the Textures collection (35305).

**Bottom right:** A touch of the bizarre with the Black & White 4 collection (J218-09). Perfect for any age or stage – that teen room perhaps? Easy-peel wallpaper allows you to ring the changes as your taste changes.



**View the extensive wallpaper collection at your local Resene ColorShop.**

*use wallpaper as a fashion accessory.  
Most modern wallpapers can easily be  
removed and replaced or repainted as  
often as you desire and can afford*



*did you know...*


that new wallpaper collections are regularly released, so keep an eye on the wallpaper library at your local Resene ColorShop?





## *totally bespoke*

Create your own paper with Resene WallPrint. Whether it's a family photo, an art print you like, or a graphic you have designed, simply upload a photo, add the dimensions of your wall then the online programme ([www.resene.com/wallprint](http://www.resene.com/wallprint)) calculates how much wallpaper you need. You will receive paste-the-wall wallpaper strips cut to size and numbered, so it's super easy to put up.

 Resene  
Duck Egg Blue

**Opposite:** Wallpapers are combining various effects and finishes. This one from the Modern Artisan collection (CN2120) has a metallic quadrefoil pattern set against deep colour for drama and luxurious elegance. It's classic, yet contemporary.

**Left:** Wallpaper murals allow you to create the look of a bespoke room without having to commission an artist to do it for you. This dreamy backdrop is created by the Masterpiece collection (358120).

**Right:** Vintage interiors are still a strong trend. This nostalgic look is achieved by a retro photograph collage using a wallpaper from the Riviera Maison collection (18280).



# neutral

From white to black, neutrals underpin a scheme.



**As we welcome** colour into our lives, neutrals are also never far from our creative thoughts. As the foundation to any good scheme, these colours range from purist white, through ivory and chalk; from tea, stone and ash; to charcoal and deepest black.








### The right neutrals for your fashion colours

- Choose your fashion colour first, then a neutral co-ordinate rather than the other way around.
- Use cleaner, whiter neutrals with deep or very bright colours.
- Subdued fashion colours can be given a lift by using a bright or whiter neutral.
- Deep neutrals will appear discordant or heavy when used with darker fashion colours.

**Left:** The ever-popular Resene Half Tea colours the walls, with a floor and tree stump in Resene Sea Fog. The pots are in Resene Soft Apple, Resene Discover and Resene Gum Leaf.




- |                                                                                                      |                                                                                                       |
|------------------------------------------------------------------------------------------------------|-------------------------------------------------------------------------------------------------------|
|  Resene Baltic Sea  |  Resene Triple Napa  |
|  Resene Smokey Ash  |  Resene Quarter Napa |
|  Resene Stonewashed |  Resene Oilskin      |


- |                                                                                                        |
|--------------------------------------------------------------------------------------------------------|
|  Resene Half Tea     |
|  Resene Sea Fog     |
|  Resene Soft Apple  |
|  Resene Discover    |
|  Resene Gum Leaf    |
|  Resene Black White |
|  Resene Nero        |

**Left:** Dramatic yet cosy with Resene Baltic Sea walls. The floor is in Resene Colorwood Smokey Ash, the fireplace is Resene Stonewashed, the vase is Resene Oilskin, the table legs are Resene Triple Napa, and the plant pot is Resene Quarter Napa.

**Far left:** A classic vignette using Resene Nero and Resene Black White.

A restful unisex scheme of Resene Westar with Resene Merino on the upper wall, floor and bench seat.

 Resene Merino

 Resene Westar



## *did you know...*

that for the first time, the fashion colours fandeck includes two pages of top-selling 'whites' such as Resene Pearl Lusta and Resene Alabaster, as well as some exciting new neutrals like Resene Chalk Dust and Resene Fifty Shades?



- Resene neutral colours often contain multiple pigments which increases their ability to alter and shift their colour influence in a versatile way.
- Each neutral colour will create a multitude of colour shifts, from warm to cool tones, depending on changing light and shadow.
- Neutrals with colour codes beginning with N or BR may be greyer or browner than you might imagine.
- Neutrals with colour codes beginning with Y or G may be brighter, yellower or greener than you might imagine.
- Deeper neutral colours absorb bright light – both natural and artificial. They can appear rich, deep, cosy or heavy depending on other elements that are close to them.
- Carefully test neutral colours in the environment you want to use them.
- The 'right' neutral is the colour that relates best to the greatest number of other elements but can still be used as a standalone colour without appearing bland.
- To better assess the 'colour' of a pale neutral, hold the paint swatch up against a sheet of white photocopy paper.
- Use the A4 drawdowns in the colour library at your local Resene ColorShop to see the sometimes subtle differences between neutrals.



# get decorating

## Try out your favourite colours

Resene testpots are the best way to try out your colour choices. Available at your Resene ColorShop and reseller, or order online at [www.resene.com/testpots](http://www.resene.com/testpots).

Thousands of Resene colours are also available as A4 screenprinted swatches, known as drawdowns. You can order these from the Resene website, [www.resene.com/drawdowns](http://www.resene.com/drawdowns), or browse through the in-store library of swatches at Resene ColorShops and resellers.

## Find your nearest Resene ColorShop or reseller

Simply visit [www.resene.com/colorshops](http://www.resene.com/colorshops) or call 0800 737 363 (NZ) or 1800 738 383 (Australia).

## Find the right paint for your project

See the Resene Recommended paint systems brochure for the right paints to use on your home projects, inside and out. Pick up a free copy at your Resene ColorShop or reseller or view on the Resene website, [www.resene.com/recommendedpaints](http://www.resene.com/recommendedpaints).



Resene  
Escape

## Enjoy Resene cardholder discounts

Sign up for a Resene DIY Card and enjoy discounts on a wide range of products. You can sign up free in-store or online at [www.resene.com/diycard](http://www.resene.com/diycard).



## Need more colour advice?

Try out the Resene Ask a Colour Expert service at [www.resene.com/colouexpert](http://www.resene.com/colouexpert).

## Need technical advice?

Try out the Resene Ask a Technical Expert service at [www.resene.com/technicalexpert](http://www.resene.com/technicalexpert).

## Get more inspiration

For gorgeous home projects, themes and more colour ideas, go to [www.habitatbyresene.com](http://www.habitatbyresene.com).

For more paint and decorating ideas, how to projects and videos, visit the Resene website [www.resene.com](http://www.resene.com).

Remember you only get authentic Resene colours when you use Resene tinters in Resene paint bases. Resene Non VOC tinters and the true Resene colour formulations are unique and only available from Resene. So make sure you insist on genuine Resene products and tinters for your project.



# Resene

the paint the professionals use

**In Australia:**

[www.resene.com.au](http://www.resene.com.au)

1800 738 383

**In New Zealand:**

[www.resene.co.nz](http://www.resene.co.nz)

0800 RESENE (737 363)



[www.facebook.com/resene](https://www.facebook.com/resene)  
[www.facebook.com/habitatbyresene](https://www.facebook.com/habitatbyresene)



[www.pinterest.com/resene](https://www.pinterest.com/resene)  
[www.pinterest.com/habitatbyresene](https://www.pinterest.com/habitatbyresene)



[www.instagram.com/resenecolour](https://www.instagram.com/resenecolour)  
[www.instagram.com/habitatbyresene](https://www.instagram.com/habitatbyresene)

Printed on environmentally responsible paper produced in an ISO14001 (Environmental Management System) accredited mill, from Elemental Chlorine Free (ECF) pulp, with FSC Mixed Pulp certification, sourced from sustainable forests and plantations. Printed using vegetable-based inks. Please recycle.