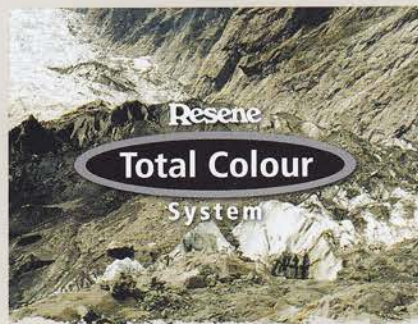


N.B.

This chart is from the
Resene historical file.

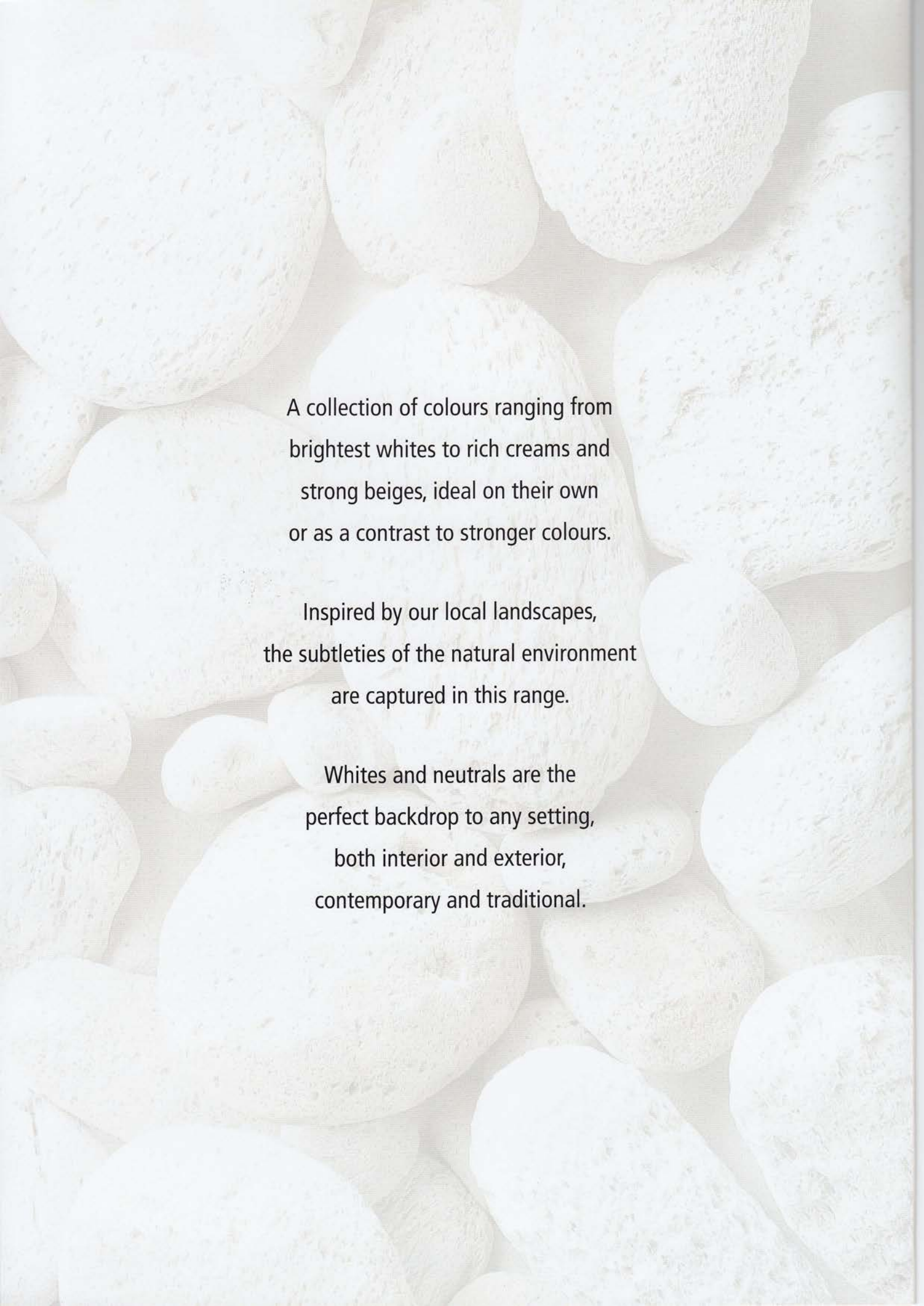
Please refer to current
Resene colour charts
for the latest colour
options.

Resene Whites & neutrals



Resene

the paint the professionals use



A collection of colours ranging from
brightest whites to rich creams and
strong beiges, ideal on their own
or as a contrast to stronger colours.

Inspired by our local landscapes,
the subtleties of the natural environment
are captured in this range.

Whites and neutrals are the
perfect backdrop to any setting,
both interior and exterior,
contemporary and traditional.



Biscotti™cc Y84-026-074




Blanc™cc Y88-015-078



White Pointer™cc N89-007-087



Akaroa™cc Y79-026-082



Pravda™cc BR62-017-079




Stonewall™cc Y59-023-083




Oilskin™cc BR46-016-062




Mondo™cc BR43-014-073



Colonial White™ Y89-043-083



Merino™ Y91-009-076



Parchment™cc Y86-022-086




Perfect Taupe™cc BR73-014-067




Lemon Grass™cc G70-019-106




Stonehenge™cc BR61-012-073




Gravel™cc N42-005-114



Dutch White™ Y93-034-082



Sea Fog™ N92-005-100




Half Parchment™cc Y88-023-090



Sandcastle™cc BR73-028-069



Truffle™cc Y78-011-083




Linen™cc G80-020-097




Solitaire™ Y90-023-077



Double Pearl Lusta™ Y92-024-085



Black White™ N93-005-100



Thorndon Cream™ Y87-016-090



Double Spanish White™ Y84-029-081



Drought™cc BR76-028-076




Double Tea™cc Y74-020-081



Double Napa™cc BR62-023-078



Silver Chalice™cc N76-003-139




Soapstone™ N93-008-081




Pearl Lusta™ Y94-018-087



Double Alabaster™ N95-004-106



Half Thorndon Cream™ G91-012-093



Spanish White™ Y88-024-082



Sisal™cc Y80-027-081



Tea™cc Y81-019-081



Napa™cc Y70-020-082



Surrender™cc N80-002-228




Rice Cake™ G94-010-092




Half Pearl Lusta™ Y95-012-089



Alabaster™ N96-006-099




Qtr Thorndon Cream™ G93-011-091



Half Spanish White™ Y91-020-082



Half Sisal™cc Y84-025-082




Half Tea™cc Y85-015-083



Half Napa™cc Y76-014-081




Rakaia™cc N80-002-054




Bianca™ Y96-012-090




Quarter Pearl Lusta™ G96-012-092




Quarter Spanish White™ Y93-015-083




Quarter Sisal™ Y88-021-084



Quarter Tea™cc Y89-010-084



Quarter Napa™cc Y81-013-083



Concrete™cc N87-002-093



Picture to palette

Not sure which colour to choose? Turn your favourite photo into a Resene colour palette using the free online Resene Palette Generator. Using your photo, the Resene Palette Generator creates a colour palette of Resene colours that reflects the colours in your picture. You can use your favourite pictures to inspire your colour schemes. Or scan in a favourite flower, shell or painting and use that as inspiration for your next colour palette. Try it out for yourself at www.resene.com/picturepalette.



Explore a colour library

View an extensive range of Resene colour swatches in the online Resene colour library, then download the ones you like. Once you have found your favourites, order testspots online and try them out for yourself in the real world. Or browse through the in-store libraries of colour that can be found at most Resene ColorShops and Resellers. With thousands of variously coloured A4 swatches to pore over, you're bound to find one that suits.



'See' the finish

Virtual painting with Resene EzyPaint allows you to visualise the entire colour scheme before the redecorating even starts. Available free from the Resene website, www.resene.com/ezypaint.



Put your colour to the test

No matter how you select your colours, always use testpots to confirm your choices in the area you are planning to paint. Resene testpots are available from your local Resene ColorShop or Reseller or you can order online from the Resene website.



Get the inside look you want

The desirable low sheen interior look is easily achieved using Resene SpaceCote Low Sheen, a durable waterborne enamel combining versatility, enamel style toughness and durability with a highly desirable low sheen finish. Suitable for use in all interior areas from bathrooms and kitchens to broadwall areas. Best of all, being waterborne and lower odour than the enamel products it will often replace, you can get in and do the painting without disrupting your lifestyle and with a quick water clean up you'll be finished in next to no time. Also available in Resene SpaceCote Low Sheen Kitchen & Bathroom with anti-bacterial silver and MoulDefender for added protection in wet areas.



Opt for a natural look

Whites and neutrals are popular teamed with the dead flat mineral effect finish of Resene AquaShield, resulting in a natural earthy appearance that blends beautifully with the landscape. Ideal for exterior concrete on buildings and landscaping features.



Be PaintWise

For tips on minimising the impact of your decorating on the environment see www.resene.com/paintwise.htm.



Enjoy the Resene Promise of Quality Guarantee

Enjoy the Resene Promise of Quality Guarantee on a wide range of Resene premium paints. See your Resene ColorShop or the Resene website for a copy.



Choose to help the environment

You can minimise the effect your next decorating project has on the environment by choosing one of the Resene range of Environmental Choice approved products.



Our commitment to sustainability led to Resene being named Sustainable Business of the Year at the 2010 National Sustainable Business Awards.

In Australia:

PO Box 924, Beenleigh,
Queensland 4207

Call 1800 738 383, visit www.resene.com.au
or email us at advice@resene.com.au

Resene

the paint the professionals use

In New Zealand:

PO Box 38242, Wgtn Mail Centre,
Lower Hutt 5045

Call 0800 RESENE (737 363), visit www.resene.co.nz
or email us at advice@resene.co.nz

| Colour | Colour code | Tone | Approx | |
|------------------------|-----------------|------|--------|-------------|
| | | | LRV% | RGB |
| Akaroa | CC Y79-026-082 | W | 53 | 190 178 154 |
| Alabaster | N96-006-099 | W | 91 | 242 240 230 |
| Bianca | Y96-012-090 | W | 89 | 244 239 224 |
| Biscotti | CC Y84-026-074 | W | 64 | 210 193 169 |
| Black White | N93-005-100 | W | 84 | 229 228 219 |
| Blanc | CC Y88-015-078 | W | 73 | 217 208 193 |
| Colonial White | Y89-043-083 | W | 74 | 233 215 171 |
| Concrete | CC N87-002-093 | W | 70 | 210 209 205 |
| Double Alabaster | N95-004-106 | W | 88 | 243 243 237 |
| Double Napa | CC BR62-023-078 | L | 30 | 138 127 107 |
| Double Pearl Lusta | Y92-024-085 | W | 80 | 233 220 190 |
| Double Spanish White | Y84-029-081 | W | 65 | 210 195 163 |
| Double Tea | CC Y74-020-081 | W | 46 | 178 168 148 |
| Drought | CC BR76-028-076 | W | 51 | 184 168 143 |
| Dutch White | Y93-034-082 | W | 84 | 240 223 187 |
| Gravel | CC N42-005-114 | M | 12 | 74 75 70 |
| Half Napa | CC Y76-014-081 | W | 51 | 180 173 158 |
| Half Parchment | CC Y88-023-090 | W | 72 | 224 218 195 |
| Half Pearl Lusta | Y95-012-089 | W | 89 | 241 234 215 |
| Half Sisal | CC Y84-025-082 | W | 65 | 213 201 174 |
| Half Spanish White | Y91-020-082 | W | 78 | 230 219 199 |
| Half Tea | CC Y85-015-083 | W | 65 | 206 198 181 |
| Half Thorndon Cream | G91-012-093 | W | 78 | 229 225 211 |
| Lemon Grass | CC G70-019-106 | P | 41 | 153 154 134 |
| Linen | CC G80-020-097 | W | 56 | 186 183 162 |
| Merino | Y91-009-076 | W | 78 | 225 219 208 |
| Mondo | CC BR43-014-073 | M | 13 | 85 77 66 |
| Napa | CC Y70-020-082 | P | 40 | 163 154 135 |
| Oilskin | CC BR46-016-062 | M | 16 | 85 83 73 |
| Parchment | CC Y86-022-086 | W | 67 | 208 200 176 |
| Pearl Lusta | Y94-018-087 | W | 86 | 234 224 200 |
| Perfect Taupe | CC BR73-014-067 | W | 45 | 170 159 148 |
| Pravda | CC BR62-017-079 | P | 30 | 136 128 113 |
| Quarter Napa | CC Y81-013-083 | W | 59 | 199 194 181 |
| Quarter Pearl Lusta | G96-012-092 | W | 91 | 242 237 221 |
| Quarter Sisal | Y88-021-084 | W | 73 | 228 218 196 |
| Quarter Spanish White | Y93-015-083 | W | 84 | 235 226 210 |
| Quarter Tea | CC Y89-010-084 | W | 74 | 224 218 208 |
| Quarter Thorndon Cream | G93-011-091 | W | 83 | 233 230 218 |
| Rakaia | CC N80-002-054 | W | 56 | 186 183 181 |
| Rice Cake | G94-010-092 | W | 85 | 239 236 222 |
| Sandcastle | CC BR73-028-069 | W | 46 | 178 159 137 |
| Sea Fog | N92-005-100 | W | 81 | 223 221 214 |
| Silver Chalice | CC N76-003-139 | W | 49 | 172 174 169 |
| Sisal | CC Y80-027-081 | W | 56 | 197 186 160 |
| Soapstone | N93-008-081 | W | 83 | 236 229 218 |
| Solitaire | Y90-023-077 | W | 77 | 234 218 194 |
| Spanish White | Y88-024-082 | W | 71 | 222 209 183 |
| Stonehenge | CC BR61-012-073 | P | 29 | 130 122 113 |
| Stonewall | CC Y59-023-083 | L | 27 | 128 118 97 |
| Surrender | CC N80-002-228 | W | 57 | 181 183 183 |
| Tea | CC Y81-019-081 | W | 59 | 191 181 162 |
| Thorndon Cream | Y87-016-090 | W | 71 | 220 215 198 |
| Truffle | CC Y78-011-083 | W | 54 | 190 185 173 |
| White Pointer | CC N89-007-087 | W | 74 | 218 214 204 |

Key: L = Light M = Mid P = Pastel W = White
CC = Also available as a Resene CoolColour™. A change in tone or product may be required for some colours to achieve a Resene CoolColour effect.

Note 1: The approximate light reflectance value (LRV) of a colour indicates the amount of visible light that a colour will reflect. Black has a light reflectance value of 0% and absorbs all light. The surfaces are consequently very dark and can get very hot. In contrast, white has a light reflectance value of 100% and keeps a building light and cool. All colours fit within these two extremes. A Resene CoolColour™ is formulated to reflect more of the sun's energy, improving the colour's heat and total solar reflectance (TSR) properties compared to a normal colour, keeping the coating, substrate and building cooler.

Note 2: Mid to dark colours are not suitable for some exterior substrates and if used may cause damage to the substrate, such as warping, checking and premature failure. Always check with the substrate supplier prior to commencing any work to ensure colour selections fit within their guidelines. Resene also manufactures Resene CoolColour technology and this may increase the colour range that can be suitable over some heat sensitive substrates - refer Resene for further information.

Note 3: Tones listed above are subject to change if colours are reformulated.

Note 4: Colours may be available in selected products or sizes only. Check with Resene ColorShop or Reseller staff to ensure your selected colour is available in the product and/or size you require.

Note 5: This colour chart is finished with Resene SpaceCote Low Sheen waterborne enamel, a product ideally suited to kitchens, bathrooms and broadwall areas.

